

North Mason Regional Fire Authority Board of Fire Commissioners Agenda

April 13th & April 20th via teleconference (Zoom)
5:00 PM

Blue Information and **Red Action** Requested

Call to Order

Pledge of Allegiance

Approval of Minutes: The meeting minutes from March are attached for review.

Voucher Approval: Voucher materials for April are attached for review.

Financial Report: Staff will be providing an updated budget summary for April on April 20th.

Administration Report

- TCC Sign Update
- A-Shift & C-Shift Emergency Response
- Wildfire Community Preparedness Day (May 1)
- Volunteer Appreciation Week (April 18-24)
- COVID-19/Vaccination Clinic Update
- Paramedic Hiring Announcement
- 2021 Safety Days

Old Business

- Strategic Planning Steering Committee Update
- Headquarters Station – Project Update
- Headquarters Station – Energy Efficiency Discussion
- Mental Health Program RFP
- CAC Update
- Mason County Fire Commissioners Meeting
- Administrative Employee COLA Review

New Business

- Surplus Five (5) Ambulance Gurneys
- Bid Request – Station 27 HVAC System Replacement
- Bid Request – New Ambulance
- Pinning Ceremony: Lieutenant Ryan Cloud

Public Comment

Good of the Order

Executive Session RCW 42.30.110(g)

Adjournment

Board for Volunteer Firefighters

****In accordance with Governor Jay Inslee’s [Proclamation 20-28.15](#), the Board of Commissioners meetings scheduled for April 13, 2021, and April 20, 2021, at 5:00 p.m. will be held via video/teleconference at the scheduled time/dates. These meetings shall remain open for public attendance via video/telephone.****

Instructions:

To join the meeting from a computer (audio + visual)

1. Use the following Meeting ID: <https://zoom.us/j/4439633643>
2. When prompted to enter your name.
3. You will be prompted to choose ONE of the audio conference options: phone call OR computer audio.
 - o Audio quality tends to be better when participants use phone rather than computer microphone
 - o *Note: If you are not prompted to choose an audio option upon entering, select the arrow next to the microphone in the lower left corner. Click “Audio Options...”*
4. You may choose to use your webcam in the meeting or not. To turn your webcam on/off, use the camera icon in the bottom-left corner.

To join using the Zoom mobile app (audio + visual)

1. Open the Zoom mobile app and select the “Meet & Chat” icon located at the bottom of the screen.
2. Select “Join a Meeting,” then enter Meeting ID: **443 963 3643 #** and your display name.
3. In the Join Options, select “Turn off my video” (you can turn video on after joining the meeting)
4. Select “Join” to enter the Zoom meeting

To join by phone only - *If you are unable to access a computer, please dial in using the below instructions.*

1. Dial (408) 638-0968 / iPhone one-tap +14086380968,,4439633643#
2. Enter Meeting ID: **443 963 3643 #**
3. Enter **#** to bypass Participant ID



North Mason Regional Fire Authority (NMRFA)

Meeting Minutes

Via Telephone/Videoconference

3/9/2021

Present: Commissioners Kelley McIntosh, Brooke Quigley, Paul Severson, Dan Kewish, Bob Miller; Executive Assistant Wassenaar; Chief Bakken; Assistant Chief Cooper

Meeting held via telephone/videoconference in accordance with Governor Jay Inslee's proclamation 20-28.15

Absent: None

Guests: Ken VanBuskirk

Meeting was called to order at 5:04 p.m. and opened with the Pledge of Allegiance.

The meeting minutes from February 9 and February 16, 2021, were presented for approval.

Commissioner Quigley moved to approve the meeting minutes as presented. Commissioner Kewish seconded the motion. Motion carried.

Financial vouchers were presented for review. Commissioner Quigley asked about the payment to Peninsula Community Health Services (PCHS) for the QRT program. Chief Bakken explained that we reimburse PCHS monthly, however, all charges are covered through the grant. He further explained that the Authority will request reimbursement in full through the grant upon conclusion of the grant period.

A motion was made by Commissioner Miller to approve the payroll and expense vouchers under BIAS 210301016 to 210301090 in the amount of \$374,309.92. Commissioner Severson seconded the motion. Motion carried.

ADMINISTRATION

Tahuya Community Club Sign: Chief Bakken presented a photograph of the new reader board sign installed at the Tahuya Fire Station. He indicated the sign was purchased by the Tahuya Community Club (TCC); Eric Nelson and Kim Dodd were the leads on behalf of TCC for procuring the sign. Chief Bakken thanked Executive Assistant Renee Wassenaar, Assistant Chief Cooper, Outreach Coordinator Robert Collamore and CRT members for coordinating installation. He advised that the sign will be a great benefit for the Authority, due to its real-time messaging capabilities. He further explained that the majority of messaging will focus on fire prevention and general Authority information, but the sign can also be used for emergencies such as road closures, fires, landslides, etc. Chief Bakken indicated the Authority and TCC are meeting Friday via Zoom to establish ground rules and schedules for messaging.

COVID-19 Vaccination Clinics: Chief Bakken provided an update, indicating that Peninsula Community Health Services has increased the number of vaccinations per clinic from 600 to 1,000 individuals. He advised that the wait time has been roughly 45 minutes to one hour. Chief Bakken advised that the volunteers have been committed since the clinic began, and he will be working with Mason County Division of Emergency Management to seek formal recognition from the County Commissioners. He also explained that between the North Mason and South end vaccination clinics, roughly one-quarter of Mason County residents have received their initial dose of the vaccine. Additionally, as of today, there remain open appointments at the North Mason clinic. Commissioner Quigley advised that she received a request from a community member regarding who to send a thank you to for the clinic and volunteers. Chief Bakken requested it go to DEM who will be able to forward to all appropriate parties. He also advised that he will send Commissioner Quigley contact information for PCHS following tonight's Board meeting.

Mason County Opioid Stakeholder Group: Chief Bakken indicated that Congressman Derek Kilmer will be presenting at tomorrow's MCOSG meeting. Aubree Fudge, Senior Director for South Sound YMCA will also be in attendance, providing an update on the Shelton YMCA and programs offered. Commissioner McIntosh advised that the Washington State Supreme Court ruled that possession of a controlled substance is no longer a crime. She also explained that there has been no direction in regard to drug amount or age of the individual. This ruling has had a great impact on the courts – those with a pending charge will be dismissed and those in therapeutic court will be released from the program. Commissioner McIntosh stated that she is concerned about the message being provided to Washingtonians. Chief Bakken indicated that Mason County Sheriff Casey Salisbury will be joining the MCOSG group tomorrow and will likely address this topic.

Gene Cackette Passing: Chief Bakken advised that Sid and Gene Cackette were part of the original Dewatto CRT group. He explained that Gene passed away two weeks ago and confirmed that Assistant Chief Cooper sent a card and flowers to the family on behalf of the Authority.

Paramedic Hiring Process: Chief Bakken explained that the paramedic hiring assessment center took place today and included nine or ten candidates. He further explained that Chief's interviews will occur next week, with selection shortly thereafter. Chief advised that once paramedics have been selected, we will have to assess their skills on the fire side.

Shift Schedule Implementation: Chief Bakken advised that to implement the new schedule, the Authority will need to hire additional paramedics and promote Officers. The intention is to have the paramedics and new Officers in place and up to speed by June or July in anticipation of the move.

2020 State Audit: Chief Bakken advised that Executive Assistant Angie McCormick is currently preparing the 2020 report, which will be presented to the Board in April or May.

Suicide Response Procedure: Chief Bakken indicated that there has been a policy change in the Sheriff's Office regarding response for single suicide suspects with no one in the vicinity. He explained that historically law enforcement and fire have both been dispatched to such calls; due to the security threat, law enforcement goes in first and secures the scene, ensuring there are no weapons accessible. Once the scene is secure, then fire/EMS responders move in. Chief Bakken advised that during the Fire Chiefs' Association meeting yesterday, the Sheriff's Office notified the group that they are no longer responding to those calls. He also explained that he spoke with Chief Ryan Spurling earlier today, who indicated the policy was not yet in effect but would be shortly. Chief Bakken advised that he still needs to meet with Authority Officers to determine the response procedure for fire personnel moving forward. He stated that

Dr. Hoffman was in attendance at the Fire Chiefs' meeting and he directed each fire district to handle their response procedure separately. He also indicated further discussion needs to occur within the Mason County Fire Commissioners Association.

Mason County EMS and Trauma Council: Chief Bakken explained that the EMS Council oversees operations for all districts within Mason County. He indicated the council was previously a committee chartered by County Commissioners but was removed from that umbrella. Additionally, the current Council Chair is Authority Captain Carl Ehresman. Chief Bakken indicated that Tamara Hoffman has been responsible for building up the council but has resigned, as she is moving to the same position for Kitsap County. He explained that there is nothing for the Authority to do, but further discussion is needed with the Mason County Fire Commissioners Association.

OLD BUSINESS

Mason County Board of Commissioners: Chief Bakken stated that he will be providing an update on the new fire station to the Board of County Commissioners at the upcoming meeting scheduled for Monday, March 22, 2021, at 9:00 a.m. via Zoom and would like one or two Authority Commissioners to attend. Commissioners McIntosh and Severson volunteered to attend; Chief Bakken will send out the Zoom information for the meeting. Chief Bakken explained that following the presentation, he is hoping to start the conversation regarding next steps for the emergency management campus concept.

Administrative Employee Contracts: Chief Bakken reminded the Board of the memo sent last month requesting a review process for administrative employee contracts. He explained that administrative employee contracts are tied to the Union's collective bargaining agreement for cost-of-living adjustments (COLA); because the Union is waiving COLA for the next three years in lieu of the new schedule, there is no set COLA for administrative employees. If COLA is warranted, how does the Authority determine what is reasonable or agreeable. Commissioner Quigley asked if a subcommittee would be appropriate; Chief Bakken confirmed a subcommittee can review, but the entire Board will need to approve any contract modification. Commissioner McIntosh requested data on comparable COLAs for non-union fire employees; Chief Bakken will provide that information to the Board within the next couple of days.

Headquarters Station Update: Chief Bakken provided a brief update, explaining that building permits have moved from the clerical stage to the review phase. He shared a photograph of the sign that was recently put up on the property to notify the community that the new station is coming. He also indicated that the sign and an update were provided to the community via social media and feedback has been very positive.

Citizen's Advisory Committee (CAC) Update: Commissioner Quigley provided an update, thanking Assistant Chief Cooper for the Agenda. She advised that topics included the four grant submittals, Tahuya sign, North Mason COVID-19 vaccination clinic, four-platoon schedule, paramedic hiring and Station 21 update. She also indicated that the CAC will be moving to quarterly meetings, with the next meeting scheduled for April 12. Commissioner Miller volunteered to attend the April meeting, which will be held via Zoom.

NEW BUSINESS

COVID-19 Vaccination Clinic Volunteer Thank You: Chief Bakken shared the thank you letter from the Board of Commissioners, drafted by Commissioner Quigley. He explained that the Authority has

purchased frames and will provide each volunteer with a framed, personalized, signed copy of the letter. He further explained that we will host an in-person celebration when it is safe to do so. Commissioner McIntosh advised the letters are a great idea and appreciates the sentiment.

GOOD OF THE ORDER

Public Comment: Ken VanBuskirk stated that he has been to the North Mason COVID-19 vaccination clinic and would like to commend the Authority and CRT members. He explained that the clinics have been well organized and running smoothly.

With no further business Commissioner McIntosh moved to adjourn the meeting. Meeting adjourned at 6:13 p.m.

Authority Secretary Renee Wassenaar

Commissioner Kelley McIntosh

Commissioner Paul Severson

Commissioner Brooke Quigley

Commissioner Daniel Kewish

Commissioner Bob Miller



North Mason Regional Fire Authority (NMRFA)

Meeting Minutes

Via Telephone/Videoconference

3/16/2021

Present: Commissioners Kelley McIntosh, Brooke Quigley, Paul Severson, Dan Kewish, Bob Miller; Executive Assistant Wassenaar; Chief Bakken; Assistant Chief Cooper

Meeting held via telephone/videoconference in accordance with Governor Jay Inslee's proclamation 20-28.15

Absent: None

Guests: Celeste Carey; Ken VanBuskirk; Lieutenant Laura Chester; Lieutenant Ryan Cloud; Captain Ryan Cleveland; Captain Jordan Reese; Captain Carl Ehresman; S.Hunt

Meeting was called to order at 5:01 p.m. and opened with the Pledge of Allegiance.

FINANCIALS

Chief Bakken presented and reviewed the March Budget Summary. He stated that revenue has been received through January and February, and taxes should be coming in through March and the beginning of April. Additionally, DNR/Timber Revenue has already exceeded the budgeted goal of \$40,000; GEMT is steady at \$41,000 received; Ambulance Revenue is on-target. Chief Bakken stated that Contingencies are scheduled to change, as there are multiple expenditures initially paid from the Capital fund that will be reimbursed from the Headquarters Project Fund (via Resolution tonight). He also clarified that Total Operating Funds are currently negative (anticipated), and will be covered as tax payments are received.

OLD BUSINESS

Resolution 21.01 – General Fund Reimbursement: Resolution was previously approved at the Board Meeting held on February 16, 2021. A correction was made to the total transfer amount (\$909,420.11). Authorization to reimburse the Authority's General Expense Fund, from the Capital Construction Fund for expenditures made from the General Expense Fund in 2020/2021, in support of the new Headquarters Fire Station project totaling \$909,420.11.

Motion made by Commissioner Severson to approve revised Resolution 21.01 as presented. Commissioner Miller seconded the motion. Motion carried.

Administrative Employee Contracts: Commissioner McIntosh advised there are multiple pressing items to discuss at tonight's Board meeting and recommended discussing further at the next meeting. Commissioner Quigley suggested approving a process for review which would include two Board members

researching the matter and providing a recommendation to the Board. Commissioners McIntosh and Severson agreed with recommendation.

NEW BUSINESS

Lieutenant Laura Chester Resignation: Commissioner McIntosh advised that a letter of resignation was received from NMRFA Lieutenant Laura Chester. Because the letter was sent to Administration, as well as the Board and the Union, she feels there are matters to be discussed publicly as well as in executive session. Commissioner Severson stated that he has spoken with Union President Captain Cleveland and an emergency Union meeting was held last night. He feels the Board needs to provide a short/concise response, acknowledging receipt of Lt. Chester's resignation and thanking her for her service with the Authority. He also explained that many of the concerns brought forth in the letter were outdated and have been addressed by the Retention Committee. Commissioner Severson also stated that he has asked Captain Cleveland to request an open discussion with the Union for himself and Commissioner Miller. Commissioner Quigley asked why not have that discussion during a Retention Committee meeting; Commissioner Severson explained that many Union members do not attend the Retention Committee meetings. Commissioner McIntosh agreed with Commissioner Severson's recommendation for a response. She explained that ultimately this is a letter of resignation and Lt. Chester is no longer an Authority employee. Regarding an ethical responsibility, Commissioner McIntosh feels the Authority assisted Lt. Chester throughout the entire process/transition. She also confirmed with Chief Bakken that the appropriate steps were taken throughout, including legal counsel. Commissioners Miller and Kewish agreed with the suggested course of action including accepting resignation and clarifying/identifying facts with the Union.

EXECUTIVE SESSION RCW 42.30.110(f) personnel matter; started at 5:27 p.m. – 20 minutes

Following Executive Session, Commissioner McIntosh stated that a response to the letter of resignation will be drafted. Commissioner Severson requested that letter be issued sooner than later. Commissioner Quigley asked if the Board will need to meet again prior to a response; Commissioner Severson advised that once the course of action is identified and approved by the Board, no further meetings will be necessary.

Motion made by Commissioner Severson to accept Lieutenant Laura Chester's resignation and issue a formal response. Commissioner McIntosh seconded the motion. Motion carried.

Commissioner Severson wanted to note that the Board has full confidence in NMRFA Leadership and supports all members including command staff. Commissioner McIntosh reiterated the support for and confidence in NMRFA Leadership and advised that the success of the most recent labor negotiations is evidence of the strong Leadership team. Commissioner Quigley voiced her support as well and explained that the input received through the strategic planning process confirms the confidence NMRFA members have in the Leadership team. Commissioner Miller specifically expressed his confidence in Chief Bakken.

Public Comment:

Laura Chester advised that she is available for any questions and can be reached via telephone number or email: llchester25@gmail.com

Ken VanBuskirk stated that is important for the NMRFA Board to investigate the concerns that were brought forward by Lieutenant Chester.

Commissioner Quigley moved to adjourn the meeting. Meeting adjourned at 6:02 p.m.

Authority Secretary Renee Wassenaar

Commissioner Kelley McIntosh

Commissioner Paul Severson

Commissioner Brooke Quigley

Commissioner Daniel Kewish

Commissioner Bob Miller

North Mason Regional Fire Authority Budget Summary

Month: April (33.3% of Year)

2021 Revenue

Budgeted Revenue for 2020 (with carryover):	\$6,487,994.63		
Revenue to be Collected in 2020 for Operating:	\$4,386,550.00		
Collected Revenue Year to Date (with carryover):	\$3,031,041.42	(46.7% of budget)	
Collected Revenue Year to Date for Operating :	\$929,597.79	(21.2% of budget)	
Revenue Left to be Collected for Year w/o carryover:	\$3,456,952.21	(78.8% of budget)	
Tax Revenue Year to Date:	\$307,909.00	(9.2%)	Tax Revenue Left to be Collected: \$3,043,174.00
DNR/Timber Revenue Year to Date:	\$42,071.87	(105.2%)	Timber Revenue Budgeted for Year: \$40,000.00
GEMT Collection Year to Date	\$94,896.36		
Ambulance Revenue Year to Date:	\$126,785.08	(23.9%)	Ambulance Revenue Left to Collect: \$403,214.92

2021 Expenditures

Budgeted Expenditures for 2020:	\$4,386,550.00		
Expenditures Year to Date:	\$1,514,498.90	(34.5% of budget)	
Expenditures w/ Contingency Contributions	\$1,769,498.90	(40.3% of budget)	

Expenditure Funds This Month:	\$401,256.69	(9.2% of budget)
2021 Contingencies		
Emergency Contingency Beginning of the Year Balance:	\$500,140.68	
Emergency Contingency Expenditures Year to Date:	\$0.00	
Emergency Contingency Contributions Year to Date	\$0.00	
Emergency Contingency Current Balance:	\$500,140.68	
Capital Contingency Beginning of the Year Balance:	\$695,519.44	
Capital Contingency Expenditures Year to Date:	\$273,771.36	
Capital Contingency Contributions Year to Date	\$1,134,420.11	
Capital Contingency Current Balance:	\$1,556,168.19	
Fire Equip Contingency Beginning of the Year Balance	\$205,784.51	
Fire Equipment Expenditures Year to Date	\$0.00	
Fire Equipment Contributions Year to Date	\$30,000.00	
Fire Equipment Contingency Current Balance	\$235,784.51	
Funds Currently On Hand (In Bank Account)		
Total Operating Funds Availanle- Beginning of Month	\$2,567,890.36	
Total Expenditures This Month	\$401,256.69	

2021 Contingencies:	\$2,292,093.38
Operating Funds Available:	-\$125,459.71
Available Funds Invested In State Investment Pool:	\$1,163,730.47

Revised: April 20th, 2021

North Mason Emergency Management Campus Project

Bond Fund (Revenue Collection for Paying Bonds)

Beginning of the Year Bond Fund Balance:	\$5,253.01	
Budgeted Taxes to be collected for 2021:	\$540,000.00	
Bond Tax and Revenue Collection Year To Date:	\$61,735.63	(11.4% of Budget)
Bond Payments and Disbursements Made:	\$14,442.40	
Bond Fund Current Balance:	\$52,546.24	

Project Construction Fund

Initial Construction Proceeds Received:	\$10,111,657.75	
Bond Proceeds Spent :	\$975,892.07	(9.7% of Budget)
Construction Fund Revenue	\$26,389.70	
Project Fund Balance	\$9,162,155.38	

2021 BUDGET POSITION

North Mason Regional Fire Authority

Time: 10:54:02 Date: 04/09/2021

Page: 1

001 General Expense Fund

Revenues	Amt Budgeted	April	YTD	Remaining		
308 Beginning Balances						
308 91 00 0000	Beginning Cash and Investments - General	0.00	0.00	930,000.00	(930,000.00)	0.0%
308 91 00 0001	Begining Cash and Investments - Petty/Revolving Acct	5,000.00	0.00	5,000.00	0.00	100.0%
308 91 00 0002	Beginning Cash and Investments - Contingency	0.00	0.00	1,401,444.63	(1,401,444.63)	0.0%
308 Beginning Balances		5,000.00	0.00	2,336,444.63	(2,331,444.63)	*****%
310 Taxes						
311 10 30 0000	NMRFA Fire Levy	2,435,563.00	0.00	271,369.04	2,164,193.96	11.1%
311 10 30 0001	NMRFA EMS Levy	915,520.00	0.00	100,539.96	814,980.04	11.0%
310 Taxes		3,351,083.00	0.00	371,909.00	2,979,174.00	11.1%
330 Intergovernmental Revenues						
331 97 30 8300	FEMA Assistance To FF	0.00	0.00	0.00	0.00	0.0%
332 92 31 0000	COVID-19 Non-Grant Assistance	0.00	0.00	0.00	0.00	0.0%
332 93 40 0000	GEMT - Ground Emergency Medical Trans	0.00	0.00	94,896.36	(94,896.36)	0.0%
334 02 30 0030	State Direct/Indirect Grant From Department Natural Resources	0.00	0.00	0.00	0.00	0.0%
334 04 90 0000	DOH EMS & Trauma Grant	1,300.00	0.00	0.00	1,300.00	0.0%
335 00 91 0000	PUD Privilege Tax	0.00	0.00	0.00	0.00	0.0%
336 02 31 1000	DNR PILT NAP/NRCA	0.00	0.00	0.00	0.00	0.0%
337 00 30 0001	Local Grants, Entitlements, Other Payments-Leashold Excise	0.00	0.00	4.99	(4.99)	0.0%
337 00 30 0002	Local Grants, Entitlements, Other Payments-Leashold EMS	0.00	0.00	1.77	(1.77)	0.0%
337 00 30 2000	Local Grants, Entitlements, Other Payments-Timber Exc Fire	20,000.00	0.00	0.00	20,000.00	0.0%
337 00 30 3000	Local Grants, Entitlements, Other Payments-Timber Exc EMS	0.00	0.00	0.00	0.00	0.0%
330 Intergovernmental Revenues		21,300.00	0.00	94,903.12	(73,603.12)	445.6%
340 Charges For Goods & Services						
341 43 30 0000	Budgeting and Accounting Svcs / Collection Fees	0.00	0.00	0.00	0.00	0.0%
341 70 32 0000	Sales of Non-Taxable Merchandise	0.00	0.00	308.00	(308.00)	0.0%
341 81 30 0000	Word Processing, Printing, Duplication Svcs	0.00	0.00	0.00	0.00	0.0%
342 21 30 0000	Contracts: Fire Marshall Reimbursement	10,000.00	0.00	210.00	9,790.00	2.1%
342 21 30 0001	Contracts: Mission Creek, Schools, Parks, Wildfire	80,000.00	0.00	19,192.78	60,807.22	24.0%
342 60 30 0000	Ambulance Services	530,000.00	0.00	126,785.08	403,214.92	23.9%
340 Charges For Goods & Services		620,000.00	0.00	146,495.86	473,504.14	23.6%
360 Interest & Other Earnings						
361 10 30 0000	Investment Interest	50,000.00	0.00	546.39	49,453.61	1.1%

2021 BUDGET POSITION

North Mason Regional Fire Authority

Time: 10:54:02 Date: 04/09/2021

Page: 2

001 General Expense Fund

Revenues	Amt Budgeted	April	YTD	Remaining	
360 Interest & Other Earnings					
361 40 00 0000 Other Interest Earnings Ems	0.00	0.00	26.95	(26.95)	0.0%
361 40 30 0000 Other Interest Earnings Fire	0.00	0.00	0.01	(0.01)	0.0%
361 40 30 1000 Leasehold Excise Tax Interest Fire	0.00	0.00	1.15	(1.15)	0.0%
361 40 30 2000 Leasehold Excise Tax Interest EMS	0.00	0.00	0.41	(0.41)	0.0%
362 40 00 0000 Space and Facilities Rentals Short Term	0.00	0.00	0.00	0.00	0.0%
362 50 00 0000 Space and Facilities Leases Long Term/DNR	0.00	0.00	16.52	(16.52)	0.0%
362 50 30 0000 Space and Facility Leases Long Term/DNR EMS	0.00	0.00	1,405.47	(1,405.47)	0.0%
367 00 00 0000 Gifts, Pledges, Grants from Private Sources	1,667.00	0.00	0.00	1,667.00	0.0%
369 91 00 0000 Other Miscellaneous Revenue	3,000.00	0.00	1,272.50	1,727.50	42.4%
369 91 30 1000 Other Fees (Training, Tuition)	5,000.00	0.00	270.00	4,730.00	5.4%
360 Interest & Other Earnings	59,667.00	0.00	3,539.40	56,127.60	5.9%

380 Non Revenues

389 10 30 0000 Non-Revenue Reimbursement	35,000.00	0.00	0.00	35,000.00	0.0%
389 40 00 0000 Refund Interest Paid Fire	0.00	0.00	(15.67)	15.67	0.0%
389 40 00 1000 Refund Interest Paid EMS	0.00	0.00	(6.70)	6.70	0.0%
389 90 00 0000 Other Adjustments Cancelled Warrants	0.00	0.00	0.00	0.00	0.0%
380 Non Revenues	35,000.00	0.00	(22.37)	35,022.37	0.1%

390 Other Financing Sources

395 10 00 0000 DNR Timber Trust	40,000.00	0.00	0.00	40,000.00	0.0%
395 10 00 0001 DNR Timber Trust EMS	0.00	0.00	42,071.87	(42,071.87)	0.0%
395 10 00 0002 Sales Of Capital Assets/DNR Timber	15,000.00	0.00	0.00	15,000.00	0.0%
398 10 00 0000 Insurance Recoveries	14,500.00	0.00	35,699.91	(21,199.91)	246.2%
390 Other Financing Sources	69,500.00	0.00	77,771.78	(8,271.78)	111.9%

397 Interfund Transfers

397 00 00 1000 Transfer In - Interfund / Expense	0.00	0.00	14,442.40	(14,442.40)	0.0%
397 00 00 1001 Transfer In - Interfund / Expense	0.00	0.00	909,420.11	(909,420.11)	0.0%
397 Interfund Transfers	0.00	0.00	923,862.51	(923,862.51)	0.0%

Fund Revenues:	4,161,550.00	0.00	3,954,903.93	206,646.07	95.0%
-----------------------	---------------------	-------------	---------------------	-------------------	--------------

Expenditures	Amt Budgeted	April	YTD	Remaining	
--------------	--------------	-------	-----	-----------	--

001 Bakken

522 45 31 1000 Admin Staff Training: OOS	10,000.00	0.00	0.00	10,000.00	0.0%
522 45 41 1000 Admin Staff Training: PS	0.00	372.12	712.09	(712.09)	0.0%
522 45 43 1000 Admin Staff Training: Travel	0.00	0.00	0.00	0.00	0.0%
522 45 49 1000 Admin Staff Training: Miscellaneous	0.00	361.14	361.14	(361.14)	0.0%

2021 BUDGET POSITION

North Mason Regional Fire Authority

Time: 10:54:02 Date: 04/09/2021

Page: 3

001 General Expense Fund

Expenditures	Amt Budgeted	April	YTD	Remaining	
001 Bakken					
001 Administration Training	10,000.00	733.26	1,073.23	8,926.77	10.7%
589 00 00 1000 Ambulance Refunds: OSC	5,000.00	852.00	852.00	4,148.00	17.0%
002 Ambulance Refunds	5,000.00	852.00	852.00	4,148.00	17.0%
522 10 20 0010 Admin Staff- Labor and Industry Insurance	900,000.00	659.11	2,207.02	897,792.98	0.2%
522 10 20 0020 Admin Staff- Medicare	0.00	548.24	2,217.37	(2,217.37)	0.0%
522 10 20 0030 Admin Staff- WA State Retirement	0.00	3,020.49	11,964.29	(11,964.29)	0.0%
522 10 20 0040 Admin Staff- HRA, HI, DC, Disability	0.00	5,633.27	21,808.58	(21,808.58)	0.0%
522 10 20 0050 Paid Family/Medical Leave	0.00	0.00	0.00	0.00	0.0%
522 20 20 0010 Firefighter/EMT- Labor and Industry Insurance	0.00	5,343.42	19,254.91	(19,254.91)	0.0%
522 20 20 0020 Firefighter/EMT- Medicare	0.00	1,685.61	6,455.64	(6,455.64)	0.0%
522 20 20 0030 Firefighter/EMT- WA State Retirement	0.00	5,662.61	22,234.38	(22,234.38)	0.0%
522 20 20 0040 Firefighter/EMT- HRA, HI, DC, Disability	0.00	20,438.47	82,253.88	(82,253.88)	0.0%
522 20 20 0050 Firefighter/EMT- Paid Family/Medical Leave	0.00	0.00	0.00	0.00	0.0%
522 71 20 0010 Firefighter/paramedic- Labor and Industry Insurance	0.00	1,552.67	6,558.79	(6,558.79)	0.0%
522 71 20 0020 Firefighter/paramedic- Medicare	0.00	752.46	3,001.02	(3,001.02)	0.0%
522 71 20 0030 Firefighter/paramedic- Wa State Retirement	0.00	2,678.99	10,529.37	(10,529.37)	0.0%
522 71 20 0040 Firefighter/Paramedic- HRA, HI, DC, Disability	0.00	12,552.05	50,208.20	(50,208.20)	0.0%
003 Benefits	900,000.00	60,527.39	238,693.45	661,306.55	26.5%
522 11 10 0001 Commissioner Stipends	25,000.00	1,792.00	8,448.00	16,552.00	33.8%
522 11 20 0010 Labor and Industry Insurance	0.00	1.67	7.85	(7.85)	0.0%
522 11 20 0020 Social Security and Medicare	0.00	137.08	646.26	(646.26)	0.0%
522 45 31 2000 Commissioner Training: OOS	0.00	0.00	0.00	0.00	0.0%
522 45 41 2000 Commissioner Training: PS	0.00	0.00	0.00	0.00	0.0%
522 45 43 2000 Commissioner Training: Travel	0.00	0.00	0.00	0.00	0.0%
522 45 49 2000 Commissioner Training: Miscellaneous	0.00	0.00	0.00	0.00	0.0%
004 Commissioners	25,000.00	1,930.75	9,102.11	15,897.89	36.4%
522 10 31 1000 Computer Hardware: OOS	15,000.00	0.00	363.67	14,636.33	2.4%
522 10 31 2000 Computer Software: OOS	0.00	0.00	142.57	(142.57)	0.0%
522 10 41 1000 IT Support Service: PS	0.00	750.00	3,000.00	(3,000.00)	0.0%
005 Computers	15,000.00	750.00	3,506.24	11,493.76	23.4%
522 10 30 1000 Mason/Kitsap Elections: PS	0.00	0.00	1,801.10	(1,801.10)	0.0%
006 Elections	0.00	0.00	1,801.10	(1,801.10)	0.0%
522 10 46 1000 Authority General Liability Insurance	72,000.00	3,816.00	31,324.00	40,676.00	43.5%
522 10 46 2000 Accident and Sickness Insurance	0.00	0.00	0.00	0.00	0.0%

2021 BUDGET POSITION

North Mason Regional Fire Authority

Time: 10:54:02 Date: 04/09/2021

Page: 4

001 General Expense Fund

Expenditures	Amt Budgeted	April	YTD	Remaining	
001 Bakken					
007 Insurance	72,000.00	3,816.00	31,324.00	40,676.00	43.5%
522 20 20 2000 Retirement Medical Costs	7,000.00	445.47	1,947.24	5,052.76	27.8%
008 LEOFF 1 Retirement Costs	7,000.00	445.47	1,947.24	5,052.76	27.8%
522 10 41 2000 Legal Services: PS	2,500.00	250.00	250.00	2,250.00	10.0%
009 Legal Costs	2,500.00	250.00	250.00	2,250.00	10.0%
522 10 31 3000 Miscellaneous Expenes: OOS	10,000.00	50.00	202.75	9,797.25	2.0%
522 10 43 1000 Miscellaneous Expense: Admin Travel	0.00	0.00	0.00	0.00	0.0%
522 10 45 1000 Miscellaneous Expense: Operating Rentals & Leases	0.00	63.02	298.33	(298.33)	0.0%
522 10 48 1000 Miscellaneous Expense: Repairs & Maintenance	0.00	292.95	292.95	(292.95)	0.0%
522 20 35 1000 Miscellaneous Expense: Small Tools & Minor Equipment	0.00	0.00	0.00	0.00	0.0%
010 Misc Expenses	10,000.00	405.97	794.03	9,205.97	7.9%
522 10 49 1000 Memberships and Subscriptions: PS	12,000.00	250.59	3,927.92	8,072.08	32.7%
522 10 49 2000 Miscellaneous: PS	0.00	655.32	1,282.09	(1,282.09)	0.0%
011 Professional Services	12,000.00	905.91	5,210.01	6,789.99	43.4%
522 10 10 0001 Admin Staff Salaries and Wages	2,400,000.00	37,810.43	152,924.52	2,247,075.48	6.4%
522 10 10 9999 Payroll Clearing	0.00	0.00	0.00	0.00	0.0%
522 20 10 0001 Firefighter/EMT Staff Salaries	0.00	112,769.41	436,696.15	(436,696.15)	0.0%
522 20 10 3000 Firefighter OT	0.00	5,444.77	15,672.74	(15,672.74)	0.0%
522 71 10 0001 Firefighter/paramedic Staff Salaries	0.00	49,928.52	199,811.78	(199,811.78)	0.0%
589 99 00 0000 Payroll Benefits Clearing	0.00	0.00	0.00	0.00	0.0%
012 Salaries	2,400,000.00	205,953.13	805,105.19	1,594,894.81	33.5%
522 10 31 5000 QRT Supplies	0.00	0.00	0.00	0.00	0.0%
522 10 49 4000 QRT Services	0.00	14,639.01	146,323.60	(146,323.60)	0.0%
013 Quick Response Team	0.00	14,639.01	146,323.60	(146,323.60)	0.0%
001 Bakken	3,458,500.00	291,208.89	1,245,982.20	2,212,517.80	36.0%
002 Cleveland					
522 20 31 1000 Station Amenities	4,000.00	39.06	39.06	3,960.94	1.0%
001 Amenities	4,000.00	39.06	39.06	3,960.94	1.0%
522 20 35 0010 Fire	20,700.00	0.00	0.00	20,700.00	0.0%
522 20 35 0020 Small Engine Equipment	0.00	0.00	0.00	0.00	0.0%
522 20 35 0030 Appliances and Nozzles	0.00	7,570.74	7,570.74	(7,570.74)	0.0%
522 20 35 0040 Extrication Equipment	0.00	0.00	0.00	0.00	0.0%
522 20 35 0050 Hand Tools	0.00	0.00	0.00	0.00	0.0%
522 20 35 0060 Hand Held Equipment	0.00	1,616.65	4,579.12	(4,579.12)	0.0%
522 20 35 0070 Ladders	0.00	0.00	0.00	0.00	0.0%
522 20 35 0090 Miscellaneous Items	0.00	0.00	482.06	(482.06)	0.0%

2021 BUDGET POSITION

North Mason Regional Fire Authority

Time: 10:54:02 Date: 04/09/2021

Page: 5

001 General Expense Fund

Expenditures	Amt Budgeted	April	YTD	Remaining	
002 Cleveland					
522 20 48 0080 Repairs & Maintenance: Repairs & Maintenance	0.00	231.00	4,279.56	(4,279.56)	0.0%
002 Equipment Replacement	20,700.00	9,418.39	16,911.48	3,788.52	81.7%
522 50 48 0001 Hose Testing	12,000.00	0.00	0.00	12,000.00	0.0%
522 50 48 0002 Ladder Testing	0.00	0.00	0.00	0.00	0.0%
522 50 48 0003 Extinguisher Testing	0.00	0.00	0.00	0.00	0.0%
003 Equipment Testing	12,000.00	0.00	0.00	12,000.00	0.0%
522 20 35 0110 SCBA Upgrades	0.00	0.00	0.00	0.00	0.0%
522 20 35 0200 Fire Equipment Reserve	235,784.51	0.00	0.00	235,784.51	0.0%
004 Equipment Reserve	235,784.51	0.00	0.00	235,784.51	0.0%
522 45 31 0006 ORV Training Supplies	1,500.00	0.00	0.00	1,500.00	0.0%
522 45 41 0007 ORV Training Services	0.00	0.00	0.00	0.00	0.0%
522 50 48 1000 ORV Repair and Maintenance	0.00	0.00	0.00	0.00	0.0%
005 ORV	1,500.00	0.00	0.00	1,500.00	0.0%
522 20 35 2000 Radio & Radio Equipment Purchasing	12,000.00	8,501.31	9,071.86	2,928.14	75.6%
522 20 41 3000 Radio Install/Work and Professional Services	0.00	0.00	0.00	0.00	0.0%
522 20 48 3000 Radio Repairs & Maintenance	0.00	195.66	936.41	(936.41)	0.0%
006 Radios	12,000.00	8,696.97	10,008.27	1,991.73	83.4%
522 20 41 0002 Air Analysis	0.00	146.48	171.55	(171.55)	0.0%
522 20 48 0003 Flow Testing	0.00	3,423.18	3,423.18	(3,423.18)	0.0%
522 20 48 0004 Compressor Service & Repairs	10,000.00	0.00	0.00	10,000.00	0.0%
522 20 48 0005 Cylinder Repair	0.00	0.00	0.00	0.00	0.0%
522 20 48 0006 SCBA Pack Repair	0.00	0.00	0.00	0.00	0.0%
522 20 48 0007 SCBA Mask Repair	0.00	0.00	0.00	0.00	0.0%
007 SCBA	10,000.00	3,569.66	3,594.73	6,405.27	35.9%
522 21 49 0001 Student Firefighter Stipend	30,000.00	0.00	0.00	30,000.00	0.0%
522 21 49 0002 Student Firefighter Program: OOS	0.00	2,368.30	9,042.60	(9,042.60)	0.0%
008 Student FF	30,000.00	2,368.30	9,042.60	20,957.40	30.1%
522 10 31 0514 Station Supplies: OOS	8,000.00	823.51	2,352.89	5,647.11	29.4%
522 10 35 0516 Small Tools & Minor Equipment: (Station Supplies)	0.00	(16.46)	107.37	(107.37)	0.0%
522 10 49 0519 Station Supplies: Miscellaneous	0.00	5.41	417.73	(417.73)	0.0%
009 Station Supplies	8,000.00	812.46	2,877.99	5,122.01	36.0%
522 20 31 0005 Wildland Programs: OOS	15,000.00	0.00	0.00	15,000.00	0.0%
522 20 48 5000 Wildland Equipment Replacement	0.00	0.00	882.50	(882.50)	0.0%
522 60 48 8000 Brush Truck Repair	0.00	0.00	0.00	0.00	0.0%
010 Wildland	15,000.00	0.00	882.50	14,117.50	5.9%
002 Cleveland	348,984.51	24,904.84	43,356.63	305,627.88	12.4%

2021 BUDGET POSITION

North Mason Regional Fire Authority

Time: 10:54:02 Date: 04/09/2021

Page: 6

001 General Expense Fund

Expenditures	Amt Budgeted	April	YTD	Remaining	
003 Cooper					
522 45 31 3000 Fire Academy: OOS	0.00	0.00	12,457.92	(12,457.92)	0.0%
522 45 41 3000 Fire Academy: PS	30,000.00	0.00	0.00	30,000.00	0.0%
522 45 49 3000 Fire Academy: Miscellaneous	0.00	0.00	0.00	0.00	0.0%
001 Fire Academy	30,000.00	0.00	12,457.92	17,542.08	41.5%
522 10 31 4000 Awards & Recognition: OOS	850.00	0.00	0.00	850.00	0.0%
522 10 49 3000 Awards & Recognition & Code 13: Miscellaneous	0.00	0.00	139.59	(139.59)	0.0%
002 Awards & Recognition	850.00	0.00	139.59	710.41	16.4%
522 50 31 0100 Building Maintenance: OOS	10,000.00	0.00	0.00	10,000.00	0.0%
522 50 41 0200 Building Maintenance: PS	0.00	576.12	2,449.54	(2,449.54)	0.0%
522 50 48 0300 Buildings Maintenance: Repair & Maintenance	0.00	21.01	3,555.65	(3,555.65)	0.0%
522 50 49 0385 Building Maintenance: Miscellaneous	0.00	120.00	293.26	(293.26)	0.0%
003 Building Maintenance	10,000.00	717.13	6,298.45	3,701.55	63.0%
522 20 40 0015 Macecom Dispatching Service: PS	31,000.00	8,305.80	16,611.60	14,388.40	53.6%
004 Dispatch	31,000.00	8,305.80	16,611.60	14,388.40	53.6%
522 71 41 6000 Employee Assistance Plan: PS	0.00	0.00	0.00	0.00	0.0%
005 Employee Assistance Plan (EAP)	0.00	0.00	0.00	0.00	0.0%
522 45 31 0004 Career Staff Education Training: OOS	15,000.00	151.45	151.45	14,848.55	1.0%
522 45 41 0004 Career Staff Education Training: PS	0.00	1,395.28	1,623.13	(1,623.13)	0.0%
522 45 43 0003 Career Staff Education Training: Travel	0.00	0.00	0.00	0.00	0.0%
522 45 49 0004 Career Staff Education Training: Miscellaneous	0.00	0.00	0.00	0.00	0.0%
006 Career Staff Education	15,000.00	1,546.73	1,774.58	13,225.42	11.8%
522 41 31 0000 Training External - Supplies (Training)	35,000.00	0.00	5,049.00	29,951.00	14.4%
522 41 35 0000 Training External - Small Tools Minor Equipment (Training)	0.00	0.00	0.00	0.00	0.0%
522 41 41 0000 Training External - Services (Training)	0.00	50.00	347.00	(347.00)	0.0%
522 41 49 0000 Training External - Miscellaneous (Training)	0.00	0.00	0.00	0.00	0.0%
522 45 31 0001 Office & Operating Supplies: Fire (Training)	0.00	166.46	1,120.82	(1,120.82)	0.0%
522 45 35 0001 Small Tools and Minor Equipment: Fire (Training)	0.00	0.00	0.00	0.00	0.0%
522 45 41 0001 Fire (Training): PS	0.00	1,565.15	1,565.15	(1,565.15)	0.0%
522 45 42 0001 Communications: (Fire Training)	0.00	0.00	0.00	0.00	0.0%
522 45 43 0001 Fire Training : Travel	0.00	0.00	0.00	0.00	0.0%
522 45 49 0001 Miscellaneous: (Fire Training)	0.00	141.15	857.03	(857.03)	0.0%
522 74 31 0053 EMS (Training): OOS	0.00	0.00	547.29	(547.29)	0.0%

2021 BUDGET POSITION

North Mason Regional Fire Authority

Time: 10:54:02 Date: 04/09/2021

Page: 7

001 General Expense Fund

Expenditures	Amt Budgeted	April	YTD	Remaining	
003 Cooper					
522 74 35 0388 Small Tools & Minor Equipment: EMS (Training)	0.00	0.00	0.00	0.00	0.0%
522 74 41 0054 EMS (Training): PS	0.00	1,369.75	11,144.75	(11,144.75)	0.0%
522 74 43 0104 EMS (Training): Travel	0.00	0.00	0.00	0.00	0.0%
522 74 49 0389 EMS (Training): Miscellaneous	0.00	0.00	0.00	0.00	0.0%
008 Training	35,000.00	3,292.51	20,631.04	14,368.96	58.9%
522 10 42 1000 Station 21 Telephone & Internet	0.00	1,315.92	5,422.37	(5,422.37)	0.0%
522 10 42 2000 Station 27 Telephone & Internet	0.00	295.53	1,182.12	(1,182.12)	0.0%
522 10 42 3000 Station 24 Telephone & Fire Alarm	0.00	248.97	960.21	(960.21)	0.0%
522 10 42 4000 Station 81 Telephone & Internet	0.00	247.41	1,213.35	(1,213.35)	0.0%
522 10 47 1000 Station 21 & 21-2 Utilities (Power, Water, Cable, Gas)	60,000.00	2,210.19	8,444.95	51,555.05	14.1%
522 10 47 1100 Station 83 Utilities (Power)	0.00	102.19	270.04	(270.04)	0.0%
522 10 47 2000 Station 22 Utilities (Power)	0.00	139.28	566.80	(566.80)	0.0%
522 10 47 3000 Station 23 Utilities (Power, Water)	0.00	319.26	1,399.70	(1,399.70)	0.0%
522 10 47 4000 Station 24 Utilities (Power, Water)	0.00	190.20	787.05	(787.05)	0.0%
522 10 47 5000 Station 25 Utilities (Power)	0.00	76.51	246.18	(246.18)	0.0%
522 10 47 6000 Station 27 Utilities (Power, Water, Cable, Propane)	0.00	680.40	2,604.53	(2,604.53)	0.0%
522 10 47 8000 Station 81 Utilities (Power, Water, Cable, Propane)	0.00	517.23	2,847.05	(2,847.05)	0.0%
522 10 47 9000 Station 82 Utilities (Power, Water)	0.00	158.28	543.23	(543.23)	0.0%
009 Utilities	60,000.00	6,501.37	26,487.58	33,512.42	44.1%
522 20 32 0010 Vehicle Fuel Consumed	35,000.00	3,617.39	11,272.68	23,727.32	32.2%
010 Vehicle Fuel	35,000.00	3,617.39	11,272.68	23,727.32	32.2%
522 60 31 0457 Vehicle Preventative Maintenance Parts: OOS	32,000.00	3,486.62	4,631.50	27,368.50	14.5%
522 60 48 1000 Fire Engine Preventative Maintenance	0.00	3,044.85	3,044.85	(3,044.85)	0.0%
522 60 48 2000 Tender Preventative Maintenance	0.00	602.04	1,481.91	(1,481.91)	0.0%
522 60 48 3000 Brush Truck Preventative Maintenance	0.00	0.00	0.00	0.00	0.0%
522 60 48 4000 Staff Car Preventative Maintenance	0.00	0.00	310.69	(310.69)	0.0%
522 60 48 5000 Generator Preventative Maintenance	0.00	0.00	0.00	0.00	0.0%
522 76 48 1000 Aid/Medic Unit Preventative Maintenance	0.00	0.00	1,064.07	(1,064.07)	0.0%
011 Vehicle Preventative Maintenance	32,000.00	7,133.51	10,533.02	21,466.98	32.9%
522 60 31 0144 Vehicle Repairs: OOS	65,000.00	25,368.02	29,655.42	35,344.58	45.6%
522 60 35 0384 Small Tools and Minor Equipment: (Vehicle Repairs)	0.00	77.85	558.56	(558.56)	0.0%
522 60 48 6000 Vehicle Repairs and Maintenance- Labor	0.00	1,641.35	14,600.88	(14,600.88)	0.0%

2021 BUDGET POSITION

North Mason Regional Fire Authority

Time: 10:54:02 Date: 04/09/2021

Page: 8

001 General Expense Fund

Expenditures	Amt Budgeted	April	YTD	Remaining	
003 Cooper					
522 60 48 7000 Tire and Wheel Repair & Maint. (D8 Engines)	0.00	0.00	2,971.95	(2,971.95)	0.0%
522 76 31 0451 Small Tools and Minor Equipment: (Vehicle Repairs)	0.00	0.00	57.88	(57.88)	0.0%
522 76 48 0452 Small Tools and Minor Equipment: (Vehicle Repairs)	0.00	119.00	1,609.35	(1,609.35)	0.0%
012 Vehicle Repair	65,000.00	27,206.22	49,454.04	15,545.96	76.1%
522 21 20 0020 Social Security and Medicare	0.00	0.00	0.00	0.00	0.0%
522 22 20 0020 Social Security and Medicare	0.00	0.00	0.00	0.00	0.0%
522 22 49 0002 Volunteer Personnel Stipends	15,000.00	1,162.62	5,296.38	9,703.62	35.3%
013 Volunteer Stipends	15,000.00	1,162.62	5,296.38	9,703.62	35.3%
522 71 41 1000 Infectious Disease Compliance: PS	5,000.00	0.00	0.00	5,000.00	0.0%
522 71 41 2000 LEOFF2 Physicals: PS	0.00	0.00	778.00	(778.00)	0.0%
522 71 41 3000 BVFF Physicals: PS	0.00	76.00	114.00	(114.00)	0.0%
522 71 41 4000 CPAT Testing: PS	0.00	0.00	0.00	0.00	0.0%
522 71 41 5000 Respiratory Questionnaire	0.00	0.00	0.00	0.00	0.0%
014 WAC	5,000.00	76.00	892.00	4,108.00	17.8%
003 Cooper	333,850.00	59,559.28	161,848.88	172,001.12	48.5%
004 Ehresman					
522 77 41 0030 GEMT Intergovernmental Transfer Fee	0.00	0.00	0.00	0.00	0.0%
522 77 41 0038 Ambulance Billing Fee: PS	25,000.00	1,133.05	6,142.35	18,857.65	24.6%
001 Ambulance Billing	25,000.00	1,133.05	6,142.35	18,857.65	24.6%
522 20 31 7000 CRT Equipment and Supplies: OOS	3,000.00	0.00	0.00	3,000.00	0.0%
522 20 31 8000 CRT Uniforms	0.00	0.00	0.00	0.00	0.0%
522 45 31 4000 CRT Training (Ongoing Training): OOS	0.00	0.00	0.00	0.00	0.0%
522 45 31 5000 CRT Training Supplies (New Class): OOS	0.00	0.00	0.00	0.00	0.0%
002 CRT	3,000.00	0.00	0.00	3,000.00	0.0%
522 71 41 7000 MPD/QA (Hoffman): PS	8,000.00	7,300.00	7,300.00	700.00	91.3%
522 72 31 1000 EMS Supplies: OOS	50,000.00	5,218.45	23,356.90	26,643.10	46.7%
522 72 35 1000 Ems Equipment and Tools	15,000.00	0.00	418.80	14,581.20	2.8%
522 72 35 2000 Gurney Purchasing	0.00	0.00	0.00	0.00	0.0%
522 72 35 3000 Zoll Monitor Purchase	0.00	0.00	0.00	0.00	0.0%
522 72 41 1000 ERS Database and Reporting: PS	0.00	0.00	3,490.40	(3,490.40)	0.0%
522 72 41 2000 Gurney Repair and Maintenance: PS	0.00	0.00	0.00	0.00	0.0%
522 72 48 1000 Ems Equipment Repair and Maintenance	0.00	0.00	0.00	0.00	0.0%
522 72 48 2000 EKG Monitor Repair and Maintenance	0.00	0.00	0.00	0.00	0.0%
003 EMS	73,000.00	12,518.45	34,566.10	38,433.90	47.4%

2021 BUDGET POSITION

North Mason Regional Fire Authority

Time: 10:54:02 Date: 04/09/2021

Page: 9

001 General Expense Fund

Expenditures	Amt Budgeted	April	YTD	Remaining	
004 Ehresman					
522 20 31 9000 Wellness Supplies	10,000.00	0.00	0.00	10,000.00	0.0%
522 20 35 0100 Wellness Equipment	0.00	0.00	0.00	0.00	0.0%
522 20 48 4000 Wellness Equipment Repairs & Maintenance	0.00	0.00	348.66	(348.66)	0.0%
004 Wellness	10,000.00	0.00	348.66	9,651.34	3.5%
004 Ehresman	111,000.00	13,651.50	41,057.11	69,942.89	37.0%
005 Emergency Prevention Specialist					
522 10 49 0003 Department Dinner: Miscellaneous	0.00	0.00	0.00	0.00	0.0%
522 30 31 1000 Community Outreach Program: OOS	10,000.00	83.92	980.26	9,019.74	9.8%
522 30 41 2000 Community Outreach Program: PS	0.00	0.00	0.00	0.00	0.0%
522 45 31 0007 Community Outreach Program Training: OOS	0.00	0.00	5.70	(5.70)	0.0%
522 45 43 0005 Community Outreach Program Training: Travel	0.00	0.00	0.00	0.00	0.0%
522 45 49 0003 Community Outreach Program Training: Miscellaneous	0.00	363.77	918.54	(918.54)	0.0%
001 Community Outreach Program (COP)	10,000.00	447.69	1,904.50	8,095.50	19.0%
522 10 31 0001 Department Dinner: OOS	6,000.00	0.00	0.00	6,000.00	0.0%
522 10 41 0002 Department Dinner: PS	0.00	0.00	0.00	0.00	0.0%
002 Department Dinner	6,000.00	0.00	0.00	6,000.00	0.0%
522 45 41 0002 Fire Marshall Training (Reimbursable)	0.00	0.00	0.00	0.00	0.0%
003 Fire Marshall Training	0.00	0.00	0.00	0.00	0.0%
522 30 31 3000 Community Newsletter: OOS	6,000.00	0.00	0.00	6,000.00	0.0%
522 30 41 4000 Community Newsletter: PS	0.00	0.00	0.00	0.00	0.0%
004 Newsletter	6,000.00	0.00	0.00	6,000.00	0.0%
005 Emergency Prevention Specialist	22,000.00	447.69	1,904.50	20,095.50	8.7%
006 McCormick					
522 10 44 1000 Advertising: (Legal Advertisements/Subscriptions)	2,000.00	0.00	180.00	1,820.00	9.0%
001 Advertising	2,000.00	0.00	180.00	1,820.00	9.0%
522 10 31 0100 Office & Operating Supplies	6,000.00	282.79	1,357.41	4,642.59	22.6%
002 Office Supplies	6,000.00	282.79	1,357.41	4,642.59	22.6%
522 10 42 0001 Postage: OOS	2,500.00	161.85	1,174.75	1,325.25	47.0%
003 Postage	2,500.00	161.85	1,174.75	1,325.25	47.0%
522 20 20 0070 Volunteer Pension and Disability	2,500.00	0.00	120.00	2,380.00	4.8%

2021 BUDGET POSITION

North Mason Regional Fire Authority

Time: 10:54:02 Date: 04/09/2021

Page: 10

001 General Expense Fund

Expenditures	Amt Budgeted	April	YTD	Remaining	
006 McCormick					
004 Volunteer Pension and Disability	2,500.00	0.00	120.00	2,380.00	4.8%
006 McCormick	13,000.00	444.64	2,832.16	10,167.84	21.8%
007 Reese					
522 20 31 3000 Personal Protective Equipment (PPE): OOS- Full Sets	28,000.00	2,260.76	9,086.17	18,913.83	32.5%
522 20 31 4000 PPE- Bunker Boot Reimbursement	0.00	0.00	0.00	0.00	0.0%
522 20 31 5000 Miscellaneous PPE Purchasing	0.00	0.00	1,376.82	(1,376.82)	0.0%
522 20 48 1000 PPE Repair and Maintenance	0.00	0.00	0.00	0.00	0.0%
001 PPE	28,000.00	2,260.76	10,462.99	17,537.01	37.4%
522 20 31 6000 Safety Committee Equipment: OOS	7,000.00	0.00	1,397.67	5,602.33	20.0%
522 20 41 2000 Safety Professional Services: PS	0.00	0.00	1,434.56	(1,434.56)	0.0%
522 20 48 2000 Safety Repairs and Maintenance	0.00	0.00	0.00	0.00	0.0%
002 Safety	7,000.00	0.00	2,832.23	4,167.77	40.5%
522 20 20 3000 Class A Uniforms: PB	0.00	0.00	0.00	0.00	0.0%
522 20 20 4000 Class B Uniforms: PB	20,000.00	280.78	1,040.06	18,959.94	5.2%
522 20 31 2000 Miscellaneous Uniforms: OOS	0.00	473.02	3,182.14	(3,182.14)	0.0%
522 20 41 1000 Uniform Repairs and Alterations: PS	0.00	0.00	0.00	0.00	0.0%
003 Uniforms	20,000.00	753.80	4,222.20	15,777.80	21.1%
007 Reese	55,000.00	3,014.56	17,517.42	37,482.58	31.8%
520 Fire Control					
514 20 50 0000 Financial & Record Services - Intergovernmental Services & Taxes	0.00	0.00	0.00	0.00	0.0%
520 Fire Control	0.00	0.00	0.00	0.00	0.0%
580 Non Expenditures					
589 00 00 0000 Emergency Contingency	500,140.62	0.00	0.00	500,140.62	0.0%
589 40 50 0000 Other Non-Expenditures - Intergovernmental Services & Taxes	0.00	0.00	0.00	0.00	0.0%
580 Non Expenditures	500,140.62	0.00	0.00	500,140.62	0.0%
594 Capital Expenditures					
594 22 63 1000 NM Emergency Management Complex	0.00	0.00	7,691.58	(7,691.58)	0.0%
594 22 63 2000 Tahuya Station - Phase 1	25,000.00	0.00	7,236.49	17,763.51	28.9%
594 22 63 3000 S&P Bond Credit Rating	0.00	0.00	0.00	0.00	0.0%
594 22 63 4000 Capital Expenditures/Expenses - PS (Hill International)	0.00	0.00	16,645.00	(16,645.00)	0.0%

2021 BUDGET POSITION

North Mason Regional Fire Authority

Time: 10:54:02 Date: 04/09/2021

Page: 11

001 General Expense Fund

Expenditures	Amt Budgeted	April	YTD	Remaining	
594 Capital Expenditures					
594 22 64 1000 Brush Truck Purchase	0.00	0.00	0.00	0.00	0.00 0.0%
594 22 64 2000 Medic Unit Purchase	0.00	0.00	0.00	0.00	0.00 0.0%
594 22 64 3000 Capital Machinery and Equipment	0.00	0.00	0.00	0.00	0.00 0.0%
594 22 64 4000 Fire Engine Purchase	0.00	0.00	234,173.00	(234,173.00)	0.0%
594 22 64 5000 Command Vehicle Purchase - Chief	0.00	8,025.29	8,025.29	(8,025.29)	0.0%
594 Capital Expenditures	25,000.00	8,025.29	273,771.36	(248,771.36)	*****%
597 Interfund Transfers					
597 00 00 0000 Transfers-Out - Other Costs Allocations-Expense	0.00	0.00	0.00	0.00	0.0%
597 Interfund Transfers	0.00	0.00	0.00	0.00	0.0%
Fund Expenditures:	4,867,475.13	401,256.69	1,788,270.26	3,079,204.87	36.7%
Fund Excess/(Deficit):	(705,925.13)	(401,256.69)	2,166,633.67		

2021 BUDGET POSITION

North Mason Regional Fire Authority

Time: 10:54:02 Date: 04/09/2021

Page: 12

200 Construction Fund

Revenues	Amt Budgeted	April	YTD	Remaining	
308 Beginning Balances					
308 31 00 2000 Beginning Balance - Construction	0.00	0.00	10,042,396.27	(10,042,396.27)	0.0%
308 Beginning Balances	0.00	0.00	10,042,396.27	(10,042,396.27)	0.0%
360 Interest & Other Earnings					
361 10 30 0001 Investment Interest - Const.	0.00	0.00	3,393.68	(3,393.68)	0.0%
361 19 30 0000 Investment Service Fees (Treasurer Charges)	0.00	0.00	0.00	0.00	0.0%
360 Interest & Other Earnings	0.00	0.00	3,393.68	(3,393.68)	0.0%
390 Other Financing Sources					
391 90 30 0000 General Obligation Bond Proceeds - Const.	0.00	0.00	0.00	0.00	0.0%
392 00 30 0000 Original Issue Premium (Discount) - Const.	0.00	0.00	0.00	0.00	0.0%
390 Other Financing Sources	0.00	0.00	0.00	0.00	0.0%
Fund Revenues:					
	0.00	0.00	10,045,789.95	(10,045,789.95)	0.0%
Expenditures	Amt Budgeted	April	YTD	Remaining	
591 Debt Service - Principal Repayment					
592 22 50 0000 Interest And Other Debt Service Costs - Intergovernmental Services & Taxes - Const.	0.00	0.00	0.00	0.00	0.0%
591 Debt Service - Principal Repayment	0.00	0.00	0.00	0.00	0.0%
594 Capital Expenditures					
594 22 63 1002 NM Emergency Management Complex - Construction	0.00	178,242.96	345,004.38	(345,004.38)	0.0%
594 22 63 4002 Capital Expenditures - PS (Hill International) - Const.	0.00	17,650.00	20,996.00	(20,996.00)	0.0%
596 22 50 0000 - Intergovernmental Services & Taxes - Const.	0.00	0.00	0.00	0.00	0.0%
594 Capital Expenditures	0.00	195,892.96	366,000.38	(366,000.38)	0.0%
597 Interfund Transfers					
597 00 00 2000 Transfers-Out - Other Costs Allocations-Construction	0.00	0.00	909,420.11	(909,420.11)	0.0%
597 Interfund Transfers	0.00	0.00	909,420.11	(909,420.11)	0.0%
Fund Expenditures:					
	0.00	195,892.96	1,275,420.49	(1,275,420.49)	0.0%
Fund Excess/(Deficit):					
	0.00	(195,892.96)	8,770,369.46		

2021 BUDGET POSITION

North Mason Regional Fire Authority

Time: 10:54:02 Date: 04/09/2021

Page: 13

300 Bond Fund

Revenues	Amt Budgeted	April	YTD	Remaining	
----------	--------------	-------	-----	-----------	--

308 Beginning Balances

308 31 00 3000	Beginning Balance - Bond	0.00	0.00	5,253.01	(5,253.01)	0.0%
308 Beginning Balances		0.00	0.00	5,253.01	(5,253.01)	0.0%

310 Taxes

311 10 30 0002	Real & Personal Property Taxes - Bond	0.00	0.00	59,113.66	(59,113.66)	0.0%
310 Taxes		0.00	0.00	59,113.66	(59,113.66)	0.0%

330 Intergovernmental Revenues

337 00 30 4000	Local Grants, Entitlements, Other Payments-Timber Exc Bond	0.00	0.00	2,623.25	(2,623.25)	0.0%
330 Intergovernmental Revenues		0.00	0.00	2,623.25	(2,623.25)	0.0%

360 Interest & Other Earnings

361 40 30 0001	Other Interest Earnings Bond	0.00	0.00	0.00	0.00	0.0%
362 50 00 0001	Space And Facilities Leases Long-term/DNR Bond	0.00	0.00	0.00	0.00	0.0%
360 Interest & Other Earnings		0.00	0.00	0.00	0.00	0.0%

380 Non Revenues

389 40 00 0001	Refund Interest Paid Bond	0.00	0.00	(1.28)	1.28	0.0%
380 Non Revenues		0.00	0.00	(1.28)	1.28	0.0%

397 Interfund Transfers

397 00 00 0000	Transfer In - Interfund / Bond	0.00	0.00	0.00	0.00	0.0%
397 Interfund Transfers		0.00	0.00	0.00	0.00	0.0%

Fund Revenues:	0.00	0.00	66,988.64	(66,988.64)	0.0%
-----------------------	-------------	-------------	------------------	--------------------	-------------

Expenditures	Amt Budgeted	April	YTD	Remaining	
--------------	--------------	-------	-----	-----------	--

580 Non Expenditures

589 40 50 0003	Other Non-Expenditures - Intergovernmental Services & Taxes - Bond	0.00	0.00	0.00	0.00	0.0%
580 Non Expenditures		0.00	0.00	0.00	0.00	0.0%

597 Interfund Transfers

597 00 00 1000	Transfers-Out - Other Costs Allocations - Bond	0.00	0.00	14,442.40	(14,442.40)	0.0%
597 Interfund Transfers		0.00	0.00	14,442.40	(14,442.40)	0.0%

Fund Expenditures:	0.00	0.00	14,442.40	(14,442.40)	0.0%
---------------------------	-------------	-------------	------------------	--------------------	-------------

2021 BUDGET POSITION

North Mason Regional Fire Authority

Time: 10:54:02 Date: 04/09/2021

Page: 14

300 Bond Fund

Fund Excess/(Deficit):	0.00	0.00	52,546.24
-------------------------------	-------------	-------------	------------------

2021 BUDGET POSITION TOTALS

North Mason Regional Fire Authority

Months: 01 To: 04

Time: 10:54:02 Date: 04/09/2021

Page: 15

Fund	Revenue	April	Received		Expenditures	April	Spent	
001 General Expense Fund	4,161,550.00	0.00	3,954,903.93	95.0%	4,867,475.13	401,256.69	1,788,270.26	36.7%
200 Construction Fund	0.00	0.00	10,045,789.95	0.0%	0.00	195,892.96	1,275,420.49	0.0%
300 Bond Fund	0.00	0.00	66,988.64	0.0%	0.00	0.00	14,442.40	0.0%
	<u>4,161,550.00</u>	<u>0.00</u>	<u>14,067,682.52</u>	<u>338.0%</u>	<u>4,867,475.13</u>	<u>597,149.65</u>	<u>3,078,133.15</u>	<u>63.2%</u>

VOUCHER APPROVALS

North Mason Regional Fire Authority

Time: 11:12:21 Date: 04/09/2021

04/30/2021 To: 04/30/2021

Page: 1

Voucher	Claimant	Trans	Date	Type	Acct #	Amount	Memo	County ID
210401001	COLUMBIA BANK - DIRECT DEP	424	04/30/2021	Payroll	1	128,798.93	April Payroll - Direct Deposit	COL002
210401002	COLUMBIA BANK - PAYROLL TAXES	425	04/30/2021	Payroll	1	29,398.23	941 Deposit for Pay Cycle(s) 04/30/2021 - 04/30/2021	COL001
210401003	DCP - WA STATE DEFERRED COMP	426	04/30/2021	Payroll	1	18,013.42	Pay Cycle(s) 01/01/2021 To 01/31/2021 - DC-CAPT; Pay Cycle(s) 01/01/2021 To 01/31/2021 - DC-DCP	STA175
210401004	DEPT OF LABOR & INDUSTRIES	427	04/30/2021	Payroll	1	9,092.89	2ND Quarter 04/01/2021 - 04/30/2021	DEP100
210401005	DIMARTINO/FORTIS INS CO	428	04/30/2021	Payroll	1	714.51	Pay Cycle(s) 01/01/2021 To 01/31/2021 - DISABILITY	DIM100
210401006	EMPLOYMENT SECURITY DEPT - PFML	429	04/30/2021	Payroll	1	504.30	Pay Cycle(s) 01/01/2021 To 01/31/2021 - PFML	EMP001
210401007	IAFF LOCAL 3876	430	04/30/2021	Payroll	1	2,409.00	Pay Cycle(s) 01/01/2021 To 01/31/2021 - DUES	IAF110
210401008	LEOFF SYS - P/2	431	04/30/2021	Payroll	1	24,923.72	Pay Cycle(s) 04/30/2021 To 04/30/2021 - LEOFF2	LEF150
210401009	NATIONWIDE RETIREMENT	432	04/30/2021	Payroll	1	3,244.00	Pay Cycle(s) 01/01/2021 To 01/31/2021 - DC-NATION	NAC101
210401010	NMRFA - FOOD FUND	433	04/30/2021	Payroll	1	135.00	Pay Cycle(s) 01/01/2021 To 01/31/2021 - FOOD	NMR100
210401011	VIMLY BENEFIT SOLUTIONS, INC	434	04/30/2021	Payroll	1	26,664.88	Pay Cycle(s) 01/01/2021 To 01/31/2021 - PREMERA-Family; Pay Cycle(s) 01/01/2021 To 01/31/2021 - PREMERA-Single; Pay Cycle(s) 01/01/2021 To 01/31/2021 - DVL	WAS016
210401012	WA PUB EMP RETIREMENT SYS-PERS	435	04/30/2021	Payroll	1	2,926.55	Pay Cycle(s) 01/01/2021 To 01/31/2021 - PERS2	WAS900
210401013	WSCFF EMPLOYEE BENEFIT TRUST	436	04/30/2021	Payroll	1	2,750.00	Pay Cycle(s) 04/30/2021 To 04/30/2021 - MERP	WSC050
210401014	BAKKEN BEAU A	383	04/30/2021	Payroll	1	6,949.28	Paydate 4/30/21	BAK210
210401015	CHAFFEE LINDSAY W	384	04/30/2021	Payroll	1	461.75	Paydate 4/30/21	CHA002

VOUCHER APPROVALS

North Mason Regional Fire Authority

Time: 11:12:21 Date: 04/09/2021

04/30/2021 To: 04/30/2021

Page: 2

Voucher	Claimant	Trans	Date	Type	Acct #	Amount	Memo	
210401016	CROSTHWAITE ALEXANDER J	391	04/30/2021	Payroll	1	179.70	Paydate 4/30/21	
210401017	HARRIS GEORGE W	395	04/30/2021	Payroll	1	179.70	Paydate 4/30/21	
210401018	KEWISH, DANIEL	399	04/30/2021	Payroll	1	235.61	Paydate 4/30/21	KEW200
210401019	LINDSEY COOPER B	401	04/30/2021	Payroll	1	456.75	Paydate 4/30/21	LIN001
210401020	MORROW, THOMAS G.	406	04/30/2021	Payroll	1	428.20	Paydate 4/30/21	MOR200
210401021	PHELAN COLE E	408	04/30/2021	Payroll	1	179.70	Paydate 4/30/21	
210401022	ROESSEL LUCAS D	413	04/30/2021	Payroll	1	184.70	Paydate 4/30/21	
210401023	SAMMONS, MICHAEL	414	04/30/2021	Payroll	1	554.10	Paydate 4/30/21	SAM025
210401024	TUPOLO TULAUONEONE L	419	04/30/2021	Payroll	1	179.70	Paydate 4/30/21	
210401025	WRIGHT CHRISTOPHER M	421	04/30/2021	Payroll	1	184.70	Paydate 4/30/21	
210401026	AIRGAS USA, LLC	437	04/13/2021	Claims	1	1,706.54		AIR200
210401027	BARRETT, FRED	438	04/13/2021	Claims	1	144.60		BAR165
210401028	BELFAIR HOSE & HEAVY TRUCK REPAIR	439	04/13/2021	Claims	1	2,653.92		BEL097
210401029	BELFAIR WATER DISTRICT #1	440	04/13/2021	Claims	1	133.88		BEL150
210401030	BLUE CROSS BLUE SHIELD OF MONTANA	441	04/13/2021	Claims	1	243.57	Fred Barrett	BLU020
210401031	BOUND TREE MEDICAL, LLC	442	04/13/2021	Claims	1	1,410.77		BOU100
210401032	CASCADE NATURAL GAS	443	04/13/2021	Claims	1	760.50		CAS100
210401033	CENTURY LINK	444	04/13/2021	Claims	1	701.91		CEN160
210401034	COLLAMORE, ROBERT	445	04/13/2021	Claims	1	1,546.73	Olympic College - Spring 2021 Tuition; OC Textbooks	COL003
210401035	COLLINS LAKE WATER INC	446	04/13/2021	Claims	1	113.16		COL077
210401036	COPIERS NORTHWEST, INC.	447	04/13/2021	Claims	1	63.02		COP002
210401037	CORRECTIONAL INDUSTRIES ACCOUNTING	448	04/13/2021	Claims	1	93.31		COR120
210401038	CREWSENSE, LLC	449	04/13/2021	Claims	1	195.59		CAL002
210401039	CROSTHWAITE ALEXANDER J	450	04/13/2021	Claims	1	1,250.00	Reimburse EMT Class	
210401040	EF RECOVERY	451	04/13/2021	Claims	1	1,133.05		EFR200
210401041	EHRESMAN, CARL	452	04/13/2021	Claims	1	50.00		EHR110
210401042	EMERGENCY VEHICLE SOLUTIONS LLC	453	04/13/2021	Claims	1	8,025.29		
210401043	FIREFIIGHTERS BOOKSTORE, INC	454	04/13/2021	Claims	1	166.46		FIR001
210401044	GALLS, LLC	455	04/13/2021	Claims	1	280.78		GAL100
210401045	GILMORES AUTOMOTIVE SERVICE	456	04/13/2021	Claims	1	1,202.59		GIL275
210401046	GRAINGER	457	04/13/2021	Claims	1	651.11		GRA013
210401047	HARBOR GRAPHICS	458	04/13/2021	Claims	1	473.02		HAR005
210401048	HOOD CANAL COMMUNICATIONS	459	04/13/2021	Claims	1	486.53		HOO071
210401049	HRA VEBA TRUST	460	04/13/2021	Claims	1	12,192.87		HRA200
210401050	HUGHES FIRE EQUIPMENT, INC	461	04/13/2021	Claims	1	7,498.13		HUG150
210401051	HUTTER, CHRISTY	462	04/13/2021	Claims	1	750.00		HUT075
210401052	KCDA	463	04/13/2021	Claims	1	118.95		KCD100
210401053	KENT D. BRUCE CO. LLC KDBCO	464	04/13/2021	Claims	1	337.17		KEN200

VOUCHER APPROVALS

North Mason Regional Fire Authority

Time: 11:12:21 Date: 04/09/2021

04/30/2021 To: 04/30/2021

Page: 3

Voucher	Claimant	Trans	Date	Type	Acct #	Amount	Memo	County ID
210401054	KITSAP BANK - VISA	465	04/13/2021	Claims	1	2,127.82	AFT Fasteners; Amazon; Fire Nuggets; OC Bookstore; Domino's; GotPrint; Los Agaves; Domino's; Amazon; Amazon; Amazon; Amazon; Costco; NAFI	KIT072
210401055	KURTS PRECAST, INC	466	04/13/2021	Claims	1	576.12		KUR200
210401056	L.N. CURTIS & SONS, INC	467	04/13/2021	Claims	1	11,193.43		LNC100
210401057	LES SCHWAB INC	468	04/13/2021	Claims	1	47.78		LES110
210401058	LIFE ASSIST	469	04/13/2021	Claims	1	1,937.71		LIF100
210401059	LOWES	470	04/13/2021	Claims	1	87.76		LOW200
210401060	MACECOM	471	04/13/2021	Claims	1	8,305.80		MAC053
210401061	MAGGIE LAKE WATER DISTRICT	472	04/13/2021	Claims	1	37.00		MAG080
210401062	MASON COUNTY EMS & TRAUMA COUNCIL	473	04/13/2021	Claims	1	7,300.00	Annual Council Dues	MAS208
210401063	MASON COUNTY GARBAGE, INC.	474	04/13/2021	Claims	1	398.46		MAS300
210401064	MEDICARE BLUE RX	475	04/13/2021	Claims	1	57.30	Fred Barrett	MED200
210401065	MERIDIAN COLLISION CENTER, INC	476	04/13/2021	Claims	1	22,426.29		
210401066	MITCHELL LUMBER CO.	477	04/13/2021	Claims	1	184.43		MIT100
210401067	MUNICIPAL EMERGENCY SERVICES-DEP ACCT	478	04/13/2021	Claims	1	1,605.80		MES001
210401068	NMRFA- REVOLVING FUND	479	04/13/2021	Claims	1	1,577.58	Wave; PUD#3; Mason County Garbage; Pitney Bowes; United States Treasury	NMR200
210401069	NORIDIAN MEDICARE JF PART B REFUNDS	480	04/13/2021	Claims	1	405.19	Refund - reference Marlene Pease	
210401070	OLYMPIC COLLEGE ATTN: CASHIER	481	04/13/2021	Claims	1	372.12	A. McCormick, SID #860262957	OLY160
210401071	PENINSULA COMMUNITY HEALTH SERVICES	482	04/13/2021	Claims	1	8,079.95	February Claim	
210401072	PENINSULA FIRE EXT. SERVICE INC	483	04/13/2021	Claims	1	31.49		PEN064
210401073	PITNEY BOWES INC	484	04/13/2021	Claims	1	100.00		PIT001
210401074	PUD #1	485	04/13/2021	Claims	1	51.12		PUD100
210401075	PUD #3	486	04/13/2021	Claims	1	1,579.48		PUD300
210401076	QUILL CORPORATION - PREFERRED CUSTOMER	487	04/13/2021	Claims	1	226.64		QUI100
210401077	ROZSOKHA OLEKSANDR	488	04/13/2021	Claims	1	262.37	Ambulance billing refund	
210401078	SCOTT MCLENDONS HARDWARE	489	04/13/2021	Claims	1	794.90		SCO150
210401079	SEA-WESTERN, INC.	490	04/13/2021	Claims	1	2,407.24		SEA125
210401080	SILKE COMMUNICATIONS SOLUTION, INC.	491	04/13/2021	Claims	1	8,696.97		
210401081	SNURE LAW OFFICE, PSC	492	04/13/2021	Claims	1	250.00		SNU085
210401082	SPARKS BILLIE	493	04/13/2021	Claims	1	184.44	Ambulance billing refund	
210401083	STERICYCLE INC	494	04/13/2021	Claims	1	78.11		STE505
210401084	THE DOCTORS CLINIC	495	04/13/2021	Claims	1	76.00		THE001
210401085	TRAILS END WATER DISTRICT	496	04/13/2021	Claims	1	43.70		TRA092
210401086	TRI-TEK SYSTEMS INC	497	04/13/2021	Claims	1	90.00	4/1/21 - 6/30/21	TRI160
210401087	TUPOLO TULAUONEONE L	498	04/13/2021	Claims	1	119.75	CPR Reimbursement	

VOUCHER APPROVALS

North Mason Regional Fire Authority

Time: 11:12:21 Date: 04/09/2021

04/30/2021 To: 04/30/2021

Page: 4

Voucher Claimant	Trans	Date	Type	Acct #	Amount	Memo	County ID
210401088 VERIZON WIRELESS	499	04/13/2021	Claims	1	829.39		VER145
210401089 VFIS C/O M & T BANK	500	04/13/2021	Claims	1	3,816.00		VFI200
210401090 WA STATE PATROL BUDGET & FISCAL	501	04/13/2021	Claims	1	11.00		WAS800
210401091 WASHINGTON STATE UNIVERSITY	502	04/13/2021	Claims	1	6,559.06	2/1/21 - 2/28/21	
210401092 WAVE BROADBAND	503	04/13/2021	Claims	1	124.83		WAV100
210401093 WESTBAY AUTO PARTS INC	504	04/13/2021	Claims	1	88.18		WES077
210401094 WFCA: THE DAILY DISPATCH	505	04/13/2021	Claims	1	280.00		WFC200
210401095 WILCOX & FLEGEL INC.	506	04/13/2021	Claims	1	3,617.39		WIL012
210401096 ZOLL MEDICAL CORP. GPO	507	04/13/2021	Claims	1	85.32		ZOL001
Total Vouchers:					401,256.69		

CERTIFICATION: We, the undersigned do hereby certify under penalty of perjury, that the materials have been furnished, the services rendered or the labor performed as described and that the claim is a due and unpaid obligation against North Mason Regional Fire Authority and that we are authorized to authenticate and certify to said claim.

Commissioner: _____ Date: _____

Commissioner: _____ Date: _____

Commissioner: _____ Date: _____

Commissioner: _____ Date: _____

Commissioner: _____ Date: _____

Secretary: _____ Date: _____

VOUCHER APPROVALS

North Mason Regional Fire Authority

Time: 11:06:46 Date: 04/09/2021

04/12/2021 To: 04/12/2021

Page: 1

Voucher Claimant	Trans	Date	Type	Acct #	Amount	Memo
210402001 HILL INTERNATIONAL, INC.	508	04/12/2021	Claims	4	17,650.00	Project #PWA-02513.00; Project #PWA-02513.00
210402002 KRAZAN & ASSOCIATES, INC.	509	04/12/2021	Claims	4	2,730.00	
210402003 TRICO COMPANIES, LLC	510	04/12/2021	Claims	4	175,512.96	Project #4424-20
Total Vouchers:					195,892.96	

CERTIFICATION: We, the undersigned do hereby certify under penalty of perjury, that the materials have been furnished, the services rendered or the labor performed as described and that the claim is a due and unpaid obligation against North Mason Regional Fire Authority and that we are authorized to authenticate and certify to said claim.

Commissioner: _____ Date: _____

Commissioner: _____ Date: _____

Commissioner: _____ Date: _____

Commissioner: _____ Date: _____

Commissioner: _____ Date: _____

Secretary: _____ Date: _____

TRANSACTION JOURNAL

North Mason Regional Fire Authority

Time: 10:50:08 Date: 04/09/2021

04/13/2021 To: 04/30/2021

Page: 1

Trans	Date	Redeemed	Acct #	Chk #	Type	Receipt # InterFund #	Vendor	Amount	Memo
423	04/30/2021		2		* Tr Rec	82	COLUMBIA BANK - DIRECT DEP	128,798.93	April Payroll Direct Deposit Receipt
		522 10 10 9999 Payroll Clearing		001	General Expense Fund			-128,798.93	
424	04/30/2021		1		Payroll		COLUMBIA BANK - DIRECT DEP	128,798.93	April Payroll - Direct Deposit
		522 10 10 9999 Payroll Clearing		001	General Expense Fund			128,798.93	
425	04/30/2021		1		Payroll		COLUMBIA BANK - PAYROLL TAX	29,398.23	941 Deposit for Pay Cycle(s) 04/30/2021 - 04/30/2021
		522 20 20 0020 Firefighter/EMT- M		001	General Expense Fund			129.97	ARNOLD, DONOVAN P - 941
		589 99 00 0000 Payroll Benefits Cle		001	General Expense Fund			853.41	ARNOLD, DONOVAN P - 941
		522 10 20 0020 Admin Staff- Medica		001	General Expense Fund			171.17	BAKKEN, BEAU A - 941
		589 99 00 0000 Payroll Benefits Cle		001	General Expense Fund			2,007.05	BAKKEN, BEAU A - 941
		522 21 49 0002 Student Firefighter F		001	General Expense Fund			38.25	CHAFFEE, LINDSAY W - 941
		589 99 00 0000 Payroll Benefits Cle		001	General Expense Fund			38.25	CHAFFEE, LINDSAY W - 941
		522 20 20 0020 Firefighter/EMT- M		001	General Expense Fund			80.74	CHESTER, LAURA L - 941
		589 99 00 0000 Payroll Benefits Cle		001	General Expense Fund			879.02	CHESTER, LAURA L - 941
		522 20 20 0020 Firefighter/EMT- M		001	General Expense Fund			174.75	CLEVELAND, RYAN W - 941
		589 99 00 0000 Payroll Benefits Cle		001	General Expense Fund			1,449.45	CLEVELAND, RYAN W - 941
		522 71 20 0020 Firefighter/paramedi		001	General Expense Fund			140.50	CLOUD, RYAN D - 941
		589 99 00 0000 Payroll Benefits Cle		001	General Expense Fund			838.52	CLOUD, RYAN D - 941
		522 20 20 0020 Firefighter/EMT- M		001	General Expense Fund			116.63	COLLAMORE, ROBERT S - 941
		589 99 00 0000 Payroll Benefits Cle		001	General Expense Fund			1,221.13	COLLAMORE, ROBERT S - 941
		522 10 20 0020 Admin Staff- Medica		001	General Expense Fund			159.25	COOPER, SCOTT N - 941
		589 99 00 0000 Payroll Benefits Cle		001	General Expense Fund			1,775.58	COOPER, SCOTT N - 941
		522 71 20 0020 Firefighter/paramedi		001	General Expense Fund			117.44	COTTER, MICKEY J - 941
		589 99 00 0000 Payroll Benefits Cle		001	General Expense Fund			589.17	COTTER, MICKEY J - 941
		522 21 49 0002 Student Firefighter F		001	General Expense Fund			15.30	CROSTHWAITE, ALEXANDER J - 941
		589 99 00 0000 Payroll Benefits Cle		001	General Expense Fund			15.30	CROSTHWAITE, ALEXANDER J - 941
		522 20 20 0020 Firefighter/EMT- M		001	General Expense Fund			141.73	EHRESMAN II, CARL E - 941
		589 99 00 0000 Payroll Benefits Cle		001	General Expense Fund			1,731.54	EHRESMAN II, CARL E - 941
		522 71 20 0020 Firefighter/paramedi		001	General Expense Fund			144.78	FULKERSON, JESS M - 941
		589 99 00 0000 Payroll Benefits Cle		001	General Expense Fund			1,822.61	FULKERSON, JESS M - 941
		522 20 20 0020 Firefighter/EMT- M		001	General Expense Fund			85.44	GRACEY, KYLER B - 941
		589 99 00 0000 Payroll Benefits Cle		001	General Expense Fund			707.63	GRACEY, KYLER B - 941
		522 21 49 0002 Student Firefighter F		001	General Expense Fund			15.30	HARRIS, GEORGE W - 941
		589 99 00 0000 Payroll Benefits Cle		001	General Expense Fund			15.30	HARRIS, GEORGE W - 941
		522 71 20 0020 Firefighter/paramedi		001	General Expense Fund			110.94	JENSON, ZACKARY T - 941
		589 99 00 0000 Payroll Benefits Cle		001	General Expense Fund			918.35	JENSON, ZACKARY T - 941
		522 20 20 0020 Firefighter/EMT- M		001	General Expense Fund			118.94	JOHNSON, ANDREW - 941
		589 99 00 0000 Payroll Benefits Cle		001	General Expense Fund			679.07	JOHNSON, ANDREW - 941
		522 20 20 0020 Firefighter/EMT- M		001	General Expense Fund			107.45	JONES, RYAN E - 941
		589 99 00 0000 Payroll Benefits Cle		001	General Expense Fund			812.32	JONES, RYAN E - 941
		522 11 20 0020 Social Security and I		001	General Expense Fund			19.58	KEWISH, DANIEL K - 941
		589 99 00 0000 Payroll Benefits Cle		001	General Expense Fund			19.58	KEWISH, DANIEL K - 941

TRANSACTION JOURNAL

North Mason Regional Fire Authority

Time: 10:50:08 Date: 04/09/2021

04/13/2021 To: 04/30/2021

Page: 2

Trans	Date	Redeemed	Acct #	Chk #	Type	Receipt #	Vendor	Amount	Memo
						InterFund #			
	522 20 20	0020	Firefighter/EMT- M	001	General Expense Fund			99.57	KLAHR, DERIC J - 941
	589 99 00	0000	Payroll Benefits Cle	001	General Expense Fund			1,046.06	KLAHR, DERIC J - 941
	522 21 49	0002	Student Firefighter F	001	General Expense Fund			38.25	LINDSEY, COOPER B - 941
	589 99 00	0000	Payroll Benefits Cle	001	General Expense Fund			38.25	LINDSEY, COOPER B - 941
	522 10 20	0020	Admin Staff- Medic	001	General Expense Fund			86.71	MCCORMICK, ANGIE M - 941
	589 99 00	0000	Payroll Benefits Cle	001	General Expense Fund			755.67	MCCORMICK, ANGIE M - 941
	522 11 20	0020	Social Security and I	001	General Expense Fund			29.38	MCINTOSH, KELLEY - 941
	589 99 00	0000	Payroll Benefits Cle	001	General Expense Fund			34.86	MCINTOSH, KELLEY - 941
	522 11 20	0020	Social Security and I	001	General Expense Fund			19.58	MILLER, ROBERT G - 941
	589 99 00	0000	Payroll Benefits Cle	001	General Expense Fund			19.58	MILLER, ROBERT G - 941
	522 10 20	0020	Admin Staff- Medic	001	General Expense Fund			47.50	MORGAN, SARAH L - 941
	589 99 00	0000	Payroll Benefits Cle	001	General Expense Fund			298.54	MORGAN, SARAH L - 941
	522 22 49	0002	Volunteer Personnel	001	General Expense Fund			36.72	MORROW, THOMAS G - 941
	589 99 00	0000	Payroll Benefits Cle	001	General Expense Fund			51.80	MORROW, THOMAS G - 941
	522 20 20	0020	Firefighter/EMT- M	001	General Expense Fund			93.43	NEWMAN, LACEY E - 941
	589 99 00	0000	Payroll Benefits Cle	001	General Expense Fund			767.14	NEWMAN, LACEY E - 941
	522 21 49	0002	Student Firefighter F	001	General Expense Fund			15.30	PHELAN, COLE E - 941
	589 99 00	0000	Payroll Benefits Cle	001	General Expense Fund			15.30	PHELAN, COLE E - 941
	522 11 20	0020	Social Security and I	001	General Expense Fund			48.96	QUIGLEY, BROOKE - 941
	589 99 00	0000	Payroll Benefits Cle	001	General Expense Fund			48.96	QUIGLEY, BROOKE - 941
	522 20 20	0020	Firefighter/EMT- M	001	General Expense Fund			74.90	QUIROZ JR., VICTOR - 941
	589 99 00	0000	Payroll Benefits Cle	001	General Expense Fund			640.48	QUIROZ JR., VICTOR - 941
	522 20 20	0020	Firefighter/EMT- M	001	General Expense Fund			154.88	REESE, JORDAN D - 941
	589 99 00	0000	Payroll Benefits Cle	001	General Expense Fund			1,132.52	REESE, JORDAN D - 941
	522 20 20	0020	Firefighter/EMT- M	001	General Expense Fund			110.69	RHEAD, ANTHONY - 941
	589 99 00	0000	Payroll Benefits Cle	001	General Expense Fund			785.56	RHEAD, ANTHONY - 941
	522 21 49	0002	Student Firefighter F	001	General Expense Fund			15.30	ROESSEL, LUCAS D - 941
	589 99 00	0000	Payroll Benefits Cle	001	General Expense Fund			15.30	ROESSEL, LUCAS D - 941
	522 22 49	0002	Volunteer Personnel	001	General Expense Fund			45.90	SAMMONS, MICHAEL J - 941
	589 99 00	0000	Payroll Benefits Cle	001	General Expense Fund			45.90	SAMMONS, MICHAEL J - 941
	522 71 20	0020	Firefighter/paramedi	001	General Expense Fund			119.89	SEVERANCE, KYLE C - 941
	589 99 00	0000	Payroll Benefits Cle	001	General Expense Fund			1,050.38	SEVERANCE, KYLE C - 941
	522 11 20	0020	Social Security and I	001	General Expense Fund			19.58	SEVERSON, PAUL M - 941
	589 99 00	0000	Payroll Benefits Cle	001	General Expense Fund			19.58	SEVERSON, PAUL M - 941
	522 20 20	0020	Firefighter/EMT- M	001	General Expense Fund			67.92	SUMMERLIN, ANTONIO - 941
	589 99 00	0000	Payroll Benefits Cle	001	General Expense Fund			600.26	SUMMERLIN, ANTONIO - 941
	522 71 20	0020	Firefighter/paramedi	001	General Expense Fund			118.91	TORVIK, DAVID A - 941
	589 99 00	0000	Payroll Benefits Cle	001	General Expense Fund			786.82	TORVIK, DAVID A - 941
	522 21 49	0002	Student Firefighter F	001	General Expense Fund			15.30	TUPOLO, TULAUONEONE L - 941
	589 99 00	0000	Payroll Benefits Cle	001	General Expense Fund			15.30	TUPOLO, TULAUONEONE L - 941
	522 10 20	0020	Admin Staff- Medic	001	General Expense Fund			83.61	WASSENAAR, RENEE C - 941
	589 99 00	0000	Payroll Benefits Cle	001	General Expense Fund			626.68	WASSENAAR, RENEE C - 941
	522 21 49	0002	Student Firefighter F	001	General Expense Fund			15.30	WRIGHT, CHRISTOPHER M - 941

TRANSACTION JOURNAL

North Mason Regional Fire Authority

Time: 10:50:08 Date: 04/09/2021

04/13/2021 To: 04/30/2021

Page: 3

Trans	Date	Redeemed	Acct #	Chk #	Type	Receipt # InterFund #	Vendor	Amount	Memo
		589 99 00 0000	Payroll Benefits Cle:	001	General Expense Fund			15.30	WRIGHT, CHRISTOPHER M - 941
		522 20 20 0020	Firefighter/EMT- M:	001	General Expense Fund			128.57	YATES, JEFF J - 941
		589 99 00 0000	Payroll Benefits Cle:	001	General Expense Fund			840.40	YATES, JEFF J - 941
426	04/30/2021		1		Payroll		DCP - WA STATE DEFERRED COMI	18,013.42	Pay Cycle(s) 01/01/2021 To 01/31/2021 - DC-CAPT; Pay Cycle(s) 01/01/2021 To 01/31/2021 - DC-DCP
		589 99 00 0000	Payroll Benefits Cle:	001	General Expense Fund			645.30	CLEVELAND, RYAN W - DC-CAPT
		589 99 00 0000	Payroll Benefits Cle:	001	General Expense Fund			800.00	ARNOLD, DONOVAN P - DC-DCP
		589 99 00 0000	Payroll Benefits Cle:	001	General Expense Fund			1,624.98	BAKKEN, BEAU A - DC-DCP
		589 99 00 0000	Payroll Benefits Cle:	001	General Expense Fund			533.38	CLEVELAND, RYAN W - DC-DCP
		589 99 00 0000	Payroll Benefits Cle:	001	General Expense Fund			600.00	COLLAMORE, ROBERT S - DC-DCP
		589 99 00 0000	Payroll Benefits Cle:	001	General Expense Fund			2,134.76	COOPER, SCOTT N - DC-DCP
		589 99 00 0000	Payroll Benefits Cle:	001	General Expense Fund			620.00	EHRESMAN II, CARL E - DC-DCP
		589 99 00 0000	Payroll Benefits Cle:	001	General Expense Fund			1,000.00	GRACEY, KYLER B - DC-DCP
		589 99 00 0000	Payroll Benefits Cle:	001	General Expense Fund			1,200.00	JENSON, ZACKARY T - DC-DCP
		589 99 00 0000	Payroll Benefits Cle:	001	General Expense Fund			1,400.00	JOHNSON, ANDREW - DC-DCP
		589 99 00 0000	Payroll Benefits Cle:	001	General Expense Fund			1,425.00	JONES, RYAN E - DC-DCP
		589 99 00 0000	Payroll Benefits Cle:	001	General Expense Fund			500.00	KLAHR, DERIC J - DC-DCP
		589 99 00 0000	Payroll Benefits Cle:	001	General Expense Fund			1,000.00	MCCORMICK, ANGIE M - DC-DCP
		589 99 00 0000	Payroll Benefits Cle:	001	General Expense Fund			600.00	NEWMAN, LACEY E - DC-DCP
		589 99 00 0000	Payroll Benefits Cle:	001	General Expense Fund			530.00	QUIROZ JR., VICTOR - DC-DCP
		589 99 00 0000	Payroll Benefits Cle:	001	General Expense Fund			400.00	RHEAD, ANTHONY - DC-DCP
		589 99 00 0000	Payroll Benefits Cle:	001	General Expense Fund			500.00	SEVERANCE, KYLE C - DC-DCP
		589 99 00 0000	Payroll Benefits Cle:	001	General Expense Fund			200.00	SUMMERLIN, ANTONIO - DC-DCP
		589 99 00 0000	Payroll Benefits Cle:	001	General Expense Fund			500.00	TORVIK, DAVID A - DC-DCP
		589 99 00 0000	Payroll Benefits Cle:	001	General Expense Fund			1,000.00	WASSENAAR, RENEE C - DC-DCP
		589 99 00 0000	Payroll Benefits Cle:	001	General Expense Fund			800.00	YATES, JEFF J - DC-DCP
427	04/30/2021		1		Payroll		DEPT OF LABOR & INDUSTRIES	9,092.89	2ND Quarter 04/01/2021 - 04/30/2021
		522 20 20 0010	Firefighter/EMT- La	001	General Expense Fund			427.39	ARNOLD, DONOVAN P - L&I
		589 99 00 0000	Payroll Benefits Cle:	001	General Expense Fund			85.08	ARNOLD, DONOVAN P - L&I
		522 10 20 0010	Admin Staff- Labor :	001	General Expense Fund			298.49	BAKKEN, BEAU A - L&I
		589 99 00 0000	Payroll Benefits Cle:	001	General Expense Fund			59.42	BAKKEN, BEAU A - L&I
		522 20 20 0010	Firefighter/EMT- La	001	General Expense Fund			282.57	CHESTER, LAURA L - L&I
		589 99 00 0000	Payroll Benefits Cle:	001	General Expense Fund			56.25	CHESTER, LAURA L - L&I
		522 20 20 0010	Firefighter/EMT- La	001	General Expense Fund			330.71	CLEVELAND, RYAN W - L&I
		589 99 00 0000	Payroll Benefits Cle:	001	General Expense Fund			65.84	CLEVELAND, RYAN W - L&I
		522 71 20 0010	Firefighter/paramedi	001	General Expense Fund			25.44	CLOUD, RYAN D - L&I
		589 99 00 0000	Payroll Benefits Cle:	001	General Expense Fund			5.06	CLOUD, RYAN D - L&I
		522 20 20 0010	Firefighter/EMT- La	001	General Expense Fund			298.49	COLLAMORE, ROBERT S - L&I
		589 99 00 0000	Payroll Benefits Cle:	001	General Expense Fund			59.42	COLLAMORE, ROBERT S - L&I
		522 10 20 0010	Admin Staff- Labor :	001	General Expense Fund			296.80	COOPER, SCOTT N - L&I
		589 99 00 0000	Payroll Benefits Cle:	001	General Expense Fund			59.08	COOPER, SCOTT N - L&I

TRANSACTION JOURNAL

North Mason Regional Fire Authority

Time: 10:50:08 Date: 04/09/2021

04/13/2021 To: 04/30/2021

Page: 4

Trans	Date	Redeemed	Acct #	Chk #	Type	Receipt # InterFund #	Vendor	Amount	Memo
522	20	20	0010	001	Firefighter/EMT- La	001	General Expense Fund	366.34	EHRESMAN II, CARL E - L&I
589	99	00	0000	001	Payroll Benefits Cle:	001	General Expense Fund	72.92	EHRESMAN II, CARL E - L&I
522	71	20	0010	001	Firefighter/paramedi	001	General Expense Fund	381.60	FULKERSON, JESS M - L&I
589	99	00	0000	001	Payroll Benefits Cle:	001	General Expense Fund	75.96	FULKERSON, JESS M - L&I
522	20	20	0010	001	Firefighter/EMT- La	001	General Expense Fund	447.75	GRACEY, KYLER B - L&I
589	99	00	0000	001	Payroll Benefits Cle:	001	General Expense Fund	89.12	GRACEY, KYLER B - L&I
522	71	20	0010	001	Firefighter/paramedi	001	General Expense Fund	435.88	JENSON, ZACKARY T - L&I
589	99	00	0000	001	Payroll Benefits Cle:	001	General Expense Fund	86.76	JENSON, ZACKARY T - L&I
522	20	20	0010	001	Firefighter/EMT- La	001	General Expense Fund	366.34	JOHNSON, ANDREW - L&I
589	99	00	0000	001	Payroll Benefits Cle:	001	General Expense Fund	72.92	JOHNSON, ANDREW - L&I
522	20	20	0010	001	Firefighter/EMT- La	001	General Expense Fund	327.32	JONES, RYAN E - L&I
589	99	00	0000	001	Payroll Benefits Cle:	001	General Expense Fund	65.16	JONES, RYAN E - L&I
522	11	20	0010	001	Labor and Industry I	001	General Expense Fund	0.24	KEWISH, DANIEL K - L&I
589	99	00	0000	001	Payroll Benefits Cle:	001	General Expense Fund	0.16	KEWISH, DANIEL K - L&I
522	20	20	0010	001	Firefighter/EMT- La	001	General Expense Fund	376.51	KLAHR, DERIC J - L&I
589	99	00	0000	001	Payroll Benefits Cle:	001	General Expense Fund	74.95	KLAHR, DERIC J - L&I
522	10	20	0010	001	Admin Staff- Labor :	001	General Expense Fund	20.08	MCCORMICK, ANGIE M - L&I
589	99	00	0000	001	Payroll Benefits Cle:	001	General Expense Fund	13.80	MCCORMICK, ANGIE M - L&I
522	11	20	0010	001	Labor and Industry I	001	General Expense Fund	0.36	MCINTOSH, KELLEY - L&I
589	99	00	0000	001	Payroll Benefits Cle:	001	General Expense Fund	0.24	MCINTOSH, KELLEY - L&I
522	11	20	0010	001	Labor and Industry I	001	General Expense Fund	0.24	MILLER, ROBERT G - L&I
589	99	00	0000	001	Payroll Benefits Cle:	001	General Expense Fund	0.16	MILLER, ROBERT G - L&I
522	10	20	0010	001	Admin Staff- Labor :	001	General Expense Fund	21.87	MORGAN, SARAH L - L&I
589	99	00	0000	001	Payroll Benefits Cle:	001	General Expense Fund	15.02	MORGAN, SARAH L - L&I
522	20	20	0010	001	Firefighter/EMT- La	001	General Expense Fund	317.15	NEWMAN, LACEY E - L&I
589	99	00	0000	001	Payroll Benefits Cle:	001	General Expense Fund	63.13	NEWMAN, LACEY E - L&I
522	11	20	0010	001	Labor and Industry I	001	General Expense Fund	0.59	QUIGLEY, BROOKE - L&I
589	99	00	0000	001	Payroll Benefits Cle:	001	General Expense Fund	0.41	QUIGLEY, BROOKE - L&I
522	20	20	0010	001	Firefighter/EMT- La	001	General Expense Fund	378.22	QUIROZ JR., VICTOR - L&I
589	99	00	0000	001	Payroll Benefits Cle:	001	General Expense Fund	75.28	QUIROZ JR., VICTOR - L&I
522	20	20	0010	001	Firefighter/EMT- La	001	General Expense Fund	390.08	REESE, JORDAN D - L&I
589	99	00	0000	001	Payroll Benefits Cle:	001	General Expense Fund	77.65	REESE, JORDAN D - L&I
522	20	20	0010	001	Firefighter/EMT- La	001	General Expense Fund	284.92	RHEAD, ANTHONY - L&I
589	99	00	0000	001	Payroll Benefits Cle:	001	General Expense Fund	56.72	RHEAD, ANTHONY - L&I
522	71	20	0010	001	Firefighter/paramedi	001	General Expense Fund	464.70	SEVERANCE, KYLE C - L&I
589	99	00	0000	001	Payroll Benefits Cle:	001	General Expense Fund	92.50	SEVERANCE, KYLE C - L&I
522	11	20	0010	001	Labor and Industry I	001	General Expense Fund	0.24	SEVERSON, PAUL M - L&I
589	99	00	0000	001	Payroll Benefits Cle:	001	General Expense Fund	0.16	SEVERSON, PAUL M - L&I
522	20	20	0010	001	Firefighter/EMT- La	001	General Expense Fund	413.82	SUMMERLIN, ANTONIO - L&I
589	99	00	0000	001	Payroll Benefits Cle:	001	General Expense Fund	82.37	SUMMERLIN, ANTONIO - L&I
522	71	20	0010	001	Firefighter/paramedi	001	General Expense Fund	244.23	TORVIK, DAVID A - L&I
589	99	00	0000	001	Payroll Benefits Cle:	001	General Expense Fund	48.61	TORVIK, DAVID A - L&I
522	10	20	0010	001	Admin Staff- Labor :	001	General Expense Fund	21.87	WASSENAAR, RENEE C - L&I

TRANSACTION JOURNAL

North Mason Regional Fire Authority

Time: 10:50:08 Date: 04/09/2021

04/13/2021 To: 04/30/2021

Page: 5

Trans	Date	Redeemed	Acct #	Chk #	Type	Receipt # InterFund #	Vendor	Amount	Memo
		589 99 00 0000	Payroll Benefits Cle:	001	General Expense Fund			15.02	WASSENAAR, RENEE C - L&I
		522 20 20 0010	Firefighter/EMT- La	001	General Expense Fund			335.81	YATES, JEFF J - L&I
		589 99 00 0000	Payroll Benefits Cle:	001	General Expense Fund			66.85	YATES, JEFF J - L&I
		522 71 20 0010	Firefighter/paramedi	001	General Expense Fund			0.82	Rounding Adjustment - L&I
428	04/30/2021		1		Payroll		DIMARTINO/FORTIS INS CO	714.51	Pay Cycle(s) 01/01/2021 To 01/31/2021 - DISABILITY
		589 99 00 0000	Payroll Benefits Cle:	001	General Expense Fund			68.05	ARNOLD, DONOVAN P - DISABILITY
		589 99 00 0000	Payroll Benefits Cle:	001	General Expense Fund			85.46	CLEVELAND, RYAN W - DISABILITY
		589 99 00 0000	Payroll Benefits Cle:	001	General Expense Fund			75.80	CLOUD, RYAN D - DISABILITY
		589 99 00 0000	Payroll Benefits Cle:	001	General Expense Fund			90.13	COOPER, SCOTT N - DISABILITY
		589 99 00 0000	Payroll Benefits Cle:	001	General Expense Fund			84.74	EHRESMAN II, CARL E - DISABILITY
		589 99 00 0000	Payroll Benefits Cle:	001	General Expense Fund			45.46	GRACEY, KYLER B - DISABILITY
		589 99 00 0000	Payroll Benefits Cle:	001	General Expense Fund			69.75	JOHNSON, ANDREW - DISABILITY
		589 99 00 0000	Payroll Benefits Cle:	001	General Expense Fund			60.25	JONES, RYAN E - DISABILITY
		589 99 00 0000	Payroll Benefits Cle:	001	General Expense Fund			61.38	SEVERANCE, KYLE C - DISABILITY
		589 99 00 0000	Payroll Benefits Cle:	001	General Expense Fund			73.49	TORVIK, DAVID A - DISABILITY
429	04/30/2021		1		Payroll		EMPLOYMENT SECURITY DEPT -	504.30	Pay Cycle(s) 01/01/2021 To 01/31/2021 - PFML
		589 99 00 0000	Payroll Benefits Cle:	001	General Expense Fund			21.67	ARNOLD, DONOVAN P - PFML
		589 99 00 0000	Payroll Benefits Cle:	001	General Expense Fund			29.26	BAKKEN, BEAU A - PFML
		589 99 00 0000	Payroll Benefits Cle:	001	General Expense Fund			14.09	CHESTER, LAURA L - PFML
		589 99 00 0000	Payroll Benefits Cle:	001	General Expense Fund			28.18	CLEVELAND, RYAN W - PFML
		589 99 00 0000	Payroll Benefits Cle:	001	General Expense Fund			24.52	CLOUD, RYAN D - PFML
		589 99 00 0000	Payroll Benefits Cle:	001	General Expense Fund			18.28	COLLAMORE, ROBERT S - PFML
		589 99 00 0000	Payroll Benefits Cle:	001	General Expense Fund			27.79	COOPER, SCOTT N - PFML
		589 99 00 0000	Payroll Benefits Cle:	001	General Expense Fund			19.73	COTTER, MICKEY J - PFML
		589 99 00 0000	Payroll Benefits Cle:	001	General Expense Fund			23.94	EHRESMAN II, CARL E - PFML
		589 99 00 0000	Payroll Benefits Cle:	001	General Expense Fund			24.68	FULKERSON, JESS M - PFML
		589 99 00 0000	Payroll Benefits Cle:	001	General Expense Fund			13.64	GRACEY, KYLER B - PFML
		589 99 00 0000	Payroll Benefits Cle:	001	General Expense Fund			17.84	JENSON, ZACKARY T - PFML
		589 99 00 0000	Payroll Benefits Cle:	001	General Expense Fund			18.98	JOHNSON, ANDREW - PFML
		589 99 00 0000	Payroll Benefits Cle:	001	General Expense Fund			18.75	JONES, RYAN E - PFML
		589 99 00 0000	Payroll Benefits Cle:	001	General Expense Fund			0.65	KEWISH, DANIEL K - PFML
		589 99 00 0000	Payroll Benefits Cle:	001	General Expense Fund			16.74	KLAHR, DERIC J - PFML
		589 99 00 0000	Payroll Benefits Cle:	001	General Expense Fund			13.87	MCCORMICK, ANGIE M - PFML
		589 99 00 0000	Payroll Benefits Cle:	001	General Expense Fund			0.97	MCINTOSH, KELLEY - PFML
		589 99 00 0000	Payroll Benefits Cle:	001	General Expense Fund			0.65	MILLER, ROBERT G - PFML
		589 99 00 0000	Payroll Benefits Cle:	001	General Expense Fund			8.29	MORGAN, SARAH L - PFML
		589 99 00 0000	Payroll Benefits Cle:	001	General Expense Fund			15.54	NEWMAN, LACEY E - PFML

TRANSACTION JOURNAL

North Mason Regional Fire Authority

Time: 10:50:08 Date: 04/09/2021

04/13/2021 To: 04/30/2021

Page: 6

Trans	Date	Redeemed	Acct #	Chk #	Type	Receipt # InterFund #	Vendor	Amount	Memo
		589 99 00 0000	Payroll Benefits Cle:	001	General Expense Fund			1.62	QUIGLEY, BROOKE - PFML
		589 99 00 0000	Payroll Benefits Cle:	001	General Expense Fund			12.40	QUIROZ JR., VICTOR - PFML
		589 99 00 0000	Payroll Benefits Cle:	001	General Expense Fund			26.01	REESE, JORDAN D - PFML
		589 99 00 0000	Payroll Benefits Cle:	001	General Expense Fund			18.81	RHEAD, ANTHONY - PFML
		589 99 00 0000	Payroll Benefits Cle:	001	General Expense Fund			20.29	SEVERANCE, KYLE C - PFML
		589 99 00 0000	Payroll Benefits Cle:	001	General Expense Fund			0.65	SEVERSON, PAUL M - PFML
		589 99 00 0000	Payroll Benefits Cle:	001	General Expense Fund			11.60	SUMMERLIN, ANTONIO - PFML
		589 99 00 0000	Payroll Benefits Cle:	001	General Expense Fund			20.12	TORVIK, DAVID A - PFML
		589 99 00 0000	Payroll Benefits Cle:	001	General Expense Fund			13.32	WASSENAAR, RENEE C - PFML
		589 99 00 0000	Payroll Benefits Cle:	001	General Expense Fund			21.42	YATES, JEFF J - PFML
430	04/30/2021			1	Payroll		IAFF LOCAL 3876	2,409.00	Pay Cycle(s) 01/01/2021 To 01/31/2021 - DUES
		589 99 00 0000	Payroll Benefits Cle:	001	General Expense Fund			120.45	ARNOLD, DONOVAN P - DUES
		589 99 00 0000	Payroll Benefits Cle:	001	General Expense Fund			120.45	CLEVELAND, RYAN W - DUES
		589 99 00 0000	Payroll Benefits Cle:	001	General Expense Fund			120.45	CLOUD, RYAN D - DUES
		589 99 00 0000	Payroll Benefits Cle:	001	General Expense Fund			120.45	COLLAMORE, ROBERT S - DUES
		589 99 00 0000	Payroll Benefits Cle:	001	General Expense Fund			120.45	COTTER, MICKEY J - DUES
		589 99 00 0000	Payroll Benefits Cle:	001	General Expense Fund			120.45	EHRESMAN II, CARL E - DUES
		589 99 00 0000	Payroll Benefits Cle:	001	General Expense Fund			120.45	FULKERSON, JESS M - DUES
		589 99 00 0000	Payroll Benefits Cle:	001	General Expense Fund			120.45	GRACEY, KYLER B - DUES
		589 99 00 0000	Payroll Benefits Cle:	001	General Expense Fund			120.45	JENSON, ZACKARY T - DUES
		589 99 00 0000	Payroll Benefits Cle:	001	General Expense Fund			120.45	JOHNSON, ANDREW - DUES
		589 99 00 0000	Payroll Benefits Cle:	001	General Expense Fund			120.45	JONES, RYAN E - DUES
		589 99 00 0000	Payroll Benefits Cle:	001	General Expense Fund			120.45	KLAHR, DERIC J - DUES
		589 99 00 0000	Payroll Benefits Cle:	001	General Expense Fund			120.45	NEWMAN, LACEY E - DUES
		589 99 00 0000	Payroll Benefits Cle:	001	General Expense Fund			120.45	QUIROZ JR., VICTOR - DUES
		589 99 00 0000	Payroll Benefits Cle:	001	General Expense Fund			120.45	REESE, JORDAN D - DUES
		589 99 00 0000	Payroll Benefits Cle:	001	General Expense Fund			120.45	RHEAD, ANTHONY - DUES
		589 99 00 0000	Payroll Benefits Cle:	001	General Expense Fund			120.45	SEVERANCE, KYLE C - DUES
		589 99 00 0000	Payroll Benefits Cle:	001	General Expense Fund			120.45	SUMMERLIN, ANTONIO - DUES
		589 99 00 0000	Payroll Benefits Cle:	001	General Expense Fund			120.45	TORVIK, DAVID A - DUES
		589 99 00 0000	Payroll Benefits Cle:	001	General Expense Fund			120.45	YATES, JEFF J - DUES
431	04/30/2021			1	Payroll		LEOFF SYS - P/2	24,923.72	Pay Cycle(s) 04/30/2021 To 04/30/2021 - LEOFF2
		522 20 20 0030	Firefighter/EMT- W:	001	General Expense Fund			456.43	ARNOLD, DONOVAN P - LEOFF2
		589 99 00 0000	Payroll Benefits Cle:	001	General Expense Fund			735.59	ARNOLD, DONOVAN P - LEOFF2
		522 10 20 0030	Admin Staff- WA St:	001	General Expense Fund			616.35	BAKKEN, BEAU A - LEOFF2
		589 99 00 0000	Payroll Benefits Cle:	001	General Expense Fund			993.33	BAKKEN, BEAU A - LEOFF2
		522 20 20 0030	Firefighter/EMT- W:	001	General Expense Fund			31.85	CHESTER, LAURA L - LEOFF2
		589 99 00 0000	Payroll Benefits Cle:	001	General Expense Fund			51.33	CHESTER, LAURA L - LEOFF2
		522 20 20 0030	Firefighter/EMT- W:	001	General Expense Fund			593.76	CLEVELAND, RYAN W - LEOFF2
		589 99 00 0000	Payroll Benefits Cle:	001	General Expense Fund			956.92	CLEVELAND, RYAN W - LEOFF2

TRANSACTION JOURNAL

North Mason Regional Fire Authority

Time: 10:50:08 Date: 04/09/2021

04/13/2021 To: 04/30/2021

Page: 7

Trans	Date	Redeemed	Acct #	Chk #	Type	Receipt # InterFund #	Vendor	Amount	Memo
	522 71 20 0030	Firefighter/paramedi	001	General	Expense Fund			516.47	CLOUD, RYAN D - LEOFF2
	589 99 00 0000	Payroll Benefits Cle:	001	General	Expense Fund			832.36	CLOUD, RYAN D - LEOFF2
	522 20 20 0030	Firefighter/EMT- Wz	001	General	Expense Fund			412.72	COLLAMORE, ROBERT S - LEOFF2
	589 99 00 0000	Payroll Benefits Cle:	001	General	Expense Fund			665.16	COLLAMORE, ROBERT S - LEOFF2
	522 10 20 0030	Admin Staff- WA Sta	001	General	Expense Fund			585.39	COOPER, SCOTT N - LEOFF2
	589 99 00 0000	Payroll Benefits Cle:	001	General	Expense Fund			943.44	COOPER, SCOTT N - LEOFF2
	522 71 20 0030	Firefighter/paramedi	001	General	Expense Fund			415.70	COTTER, MICKEY J - LEOFF2
	589 99 00 0000	Payroll Benefits Cle:	001	General	Expense Fund			669.95	COTTER, MICKEY J - LEOFF2
	522 20 20 0030	Firefighter/EMT- Wz	001	General	Expense Fund			504.45	EHRESMAN II, CARL E - LEOFF2
	589 99 00 0000	Payroll Benefits Cle:	001	General	Expense Fund			812.99	EHRESMAN II, CARL E - LEOFF2
	522 71 20 0030	Firefighter/paramedi	001	General	Expense Fund			519.84	FULKERSON, JESS M - LEOFF2
	589 99 00 0000	Payroll Benefits Cle:	001	General	Expense Fund			837.80	FULKERSON, JESS M - LEOFF2
	522 20 20 0030	Firefighter/EMT- Wz	001	General	Expense Fund			287.43	GRACEY, KYLER B - LEOFF2
	589 99 00 0000	Payroll Benefits Cle:	001	General	Expense Fund			463.23	GRACEY, KYLER B - LEOFF2
	522 71 20 0030	Firefighter/paramedi	001	General	Expense Fund			375.83	JENSON, ZACKARY T - LEOFF2
	589 99 00 0000	Payroll Benefits Cle:	001	General	Expense Fund			605.71	JENSON, ZACKARY T - LEOFF2
	522 20 20 0030	Firefighter/EMT- Wz	001	General	Expense Fund			399.88	JOHNSON, ANDREW - LEOFF2
	589 99 00 0000	Payroll Benefits Cle:	001	General	Expense Fund			644.46	JOHNSON, ANDREW - LEOFF2
	522 20 20 0030	Firefighter/EMT- Wz	001	General	Expense Fund			394.96	JONES, RYAN E - LEOFF2
	589 99 00 0000	Payroll Benefits Cle:	001	General	Expense Fund			636.54	JONES, RYAN E - LEOFF2
	522 20 20 0030	Firefighter/EMT- Wz	001	General	Expense Fund			352.68	KLAHR, DERIC J - LEOFF2
	589 99 00 0000	Payroll Benefits Cle:	001	General	Expense Fund			568.38	KLAHR, DERIC J - LEOFF2
	522 20 20 0030	Firefighter/EMT- Wz	001	General	Expense Fund			327.45	NEWMAN, LACEY E - LEOFF2
	589 99 00 0000	Payroll Benefits Cle:	001	General	Expense Fund			527.73	NEWMAN, LACEY E - LEOFF2
	522 20 20 0030	Firefighter/EMT- Wz	001	General	Expense Fund			261.19	QUIROZ JR., VICTOR - LEOFF2
	589 99 00 0000	Payroll Benefits Cle:	001	General	Expense Fund			420.95	QUIROZ JR., VICTOR - LEOFF2
	522 20 20 0030	Firefighter/EMT- Wz	001	General	Expense Fund			547.99	REESE, JORDAN D - LEOFF2
	589 99 00 0000	Payroll Benefits Cle:	001	General	Expense Fund			883.16	REESE, JORDAN D - LEOFF2
	522 20 20 0030	Firefighter/EMT- Wz	001	General	Expense Fund			396.21	RHEAD, ANTHONY - LEOFF2
	589 99 00 0000	Payroll Benefits Cle:	001	General	Expense Fund			638.55	RHEAD, ANTHONY - LEOFF2
	522 71 20 0030	Firefighter/paramedi	001	General	Expense Fund			427.38	SEVERANCE, KYLE C - LEOFF2
	589 99 00 0000	Payroll Benefits Cle:	001	General	Expense Fund			688.77	SEVERANCE, KYLE C - LEOFF2
	522 20 20 0030	Firefighter/EMT- Wz	001	General	Expense Fund			244.34	SUMMERLIN, ANTONIO - LEOFF2
	589 99 00 0000	Payroll Benefits Cle:	001	General	Expense Fund			393.79	SUMMERLIN, ANTONIO - LEOFF2
	522 71 20 0030	Firefighter/paramedi	001	General	Expense Fund			423.77	TORVIK, DAVID A - LEOFF2
	589 99 00 0000	Payroll Benefits Cle:	001	General	Expense Fund			682.96	TORVIK, DAVID A - LEOFF2
	522 20 20 0030	Firefighter/EMT- Wz	001	General	Expense Fund			451.27	YATES, JEFF J - LEOFF2
	589 99 00 0000	Payroll Benefits Cle:	001	General	Expense Fund			727.28	YATES, JEFF J - LEOFF2
432	04/30/2021		1		Payroll		NATIONWIDE RETIREMENT	3,244.00	Pay Cycle(s) 01/01/2021 To 01/31/2021 - DC-NATION
	589 99 00 0000	Payroll Benefits Cle:	001	General	Expense Fund			1,380.00	CLOUD, RYAN D - DC-NATION
	589 99 00 0000	Payroll Benefits Cle:	001	General	Expense Fund			600.00	COTTER, MICKEY J - DC-NATION

TRANSACTION JOURNAL

North Mason Regional Fire Authority

Time: 10:50:08 Date: 04/09/2021

04/13/2021 To: 04/30/2021

Page: 8

Trans	Date	Redeemed	Acct #	Chk #	Type	Receipt # InterFund #	Vendor	Amount	Memo
		589 99 00 0000	Payroll Benefits Cle:	001	General Expense Fund			464.00	FULKERSON, JESS M - DC-NATION
		589 99 00 0000	Payroll Benefits Cle:	001	General Expense Fund			800.00	REESE, JORDAN D - DC-NATION
433	04/30/2021		1		Payroll		NMRFA - FOOD FUND	135.00	Pay Cycle(s) 01/01/2021 To 01/31/2021 - FOOD
		589 99 00 0000	Payroll Benefits Cle:	001	General Expense Fund			5.00	ARNOLD, DONOVAN P - FOOD
		589 99 00 0000	Payroll Benefits Cle:	001	General Expense Fund			5.00	CLEVELAND, RYAN W - FOOD
		589 99 00 0000	Payroll Benefits Cle:	001	General Expense Fund			5.00	CLOUD, RYAN D - FOOD
		589 99 00 0000	Payroll Benefits Cle:	001	General Expense Fund			5.00	COLLAMORE, ROBERT S - FOOD
		589 99 00 0000	Payroll Benefits Cle:	001	General Expense Fund			5.00	COOPER, SCOTT N - FOOD
		589 99 00 0000	Payroll Benefits Cle:	001	General Expense Fund			5.00	COTTER, MICKEY J - FOOD
		589 99 00 0000	Payroll Benefits Cle:	001	General Expense Fund			5.00	CROSTHWAITE, ALEXANDER J - FOOD
		589 99 00 0000	Payroll Benefits Cle:	001	General Expense Fund			5.00	EHRESMAN II, CARL E - FOOD
		589 99 00 0000	Payroll Benefits Cle:	001	General Expense Fund			5.00	FULKERSON, JESS M - FOOD
		589 99 00 0000	Payroll Benefits Cle:	001	General Expense Fund			5.00	GRACEY, KYLER B - FOOD
		589 99 00 0000	Payroll Benefits Cle:	001	General Expense Fund			5.00	HARRIS, GEORGE W - FOOD
		589 99 00 0000	Payroll Benefits Cle:	001	General Expense Fund			5.00	JENSON, ZACKARY T - FOOD
		589 99 00 0000	Payroll Benefits Cle:	001	General Expense Fund			5.00	JOHNSON, ANDREW - FOOD
		589 99 00 0000	Payroll Benefits Cle:	001	General Expense Fund			5.00	KLAHR, DERIC J - FOOD
		589 99 00 0000	Payroll Benefits Cle:	001	General Expense Fund			5.00	LINDSEY, COOPER B - FOOD
		589 99 00 0000	Payroll Benefits Cle:	001	General Expense Fund			5.00	MCCORMICK, ANGIE M - FOOD
		589 99 00 0000	Payroll Benefits Cle:	001	General Expense Fund			5.00	NEWMAN, LACEY E - FOOD
		589 99 00 0000	Payroll Benefits Cle:	001	General Expense Fund			5.00	PHELAN, COLE E - FOOD
		589 99 00 0000	Payroll Benefits Cle:	001	General Expense Fund			5.00	QUIROZ JR., VICTOR - FOOD
		589 99 00 0000	Payroll Benefits Cle:	001	General Expense Fund			5.00	REESE, JORDAN D - FOOD
		589 99 00 0000	Payroll Benefits Cle:	001	General Expense Fund			5.00	RHEAD, ANTHONY - FOOD
		589 99 00 0000	Payroll Benefits Cle:	001	General Expense Fund			5.00	SEVERANCE, KYLE C - FOOD
		589 99 00 0000	Payroll Benefits Cle:	001	General Expense Fund			5.00	SUMMERLIN, ANTONIO - FOOD
		589 99 00 0000	Payroll Benefits Cle:	001	General Expense Fund			5.00	TORVIK, DAVID A - FOOD
		589 99 00 0000	Payroll Benefits Cle:	001	General Expense Fund			5.00	TUPOLO, TULAUONEONE L - FOOD
		589 99 00 0000	Payroll Benefits Cle:	001	General Expense Fund			5.00	WASSENAAR, RENEE C - FOOD
		589 99 00 0000	Payroll Benefits Cle:	001	General Expense Fund			5.00	YATES, JEFF J - FOOD
434	04/30/2021		1		Payroll		VIMLY BENEFIT SOLUTIONS, INC	26,664.88	Pay Cycle(s) 01/01/2021 To 01/31/2021 - PREMERA-Family; Pay Cycle(s) 01/01/2021 To 01/31/2021 - PREMERA-Single; Pay Cycle(s) 01/01/2021 To 01/31/2021 - DVL
		522 20 20 0040	Firefighter/EMT- HF	001	General Expense Fund			1,619.90	ARNOLD, DONOVAN P - PREMERA-Family
		589 99 00 0000	Payroll Benefits Cle:	001	General Expense Fund			16.36	ARNOLD, DONOVAN P - PREMERA-Family

TRANSACTION JOURNAL

North Mason Regional Fire Authority

Time: 10:50:08 Date: 04/09/2021

04/13/2021 To: 04/30/2021

Page: 9

Trans	Date	Redeemed	Acct #	Chk #	Type	Receipt # InterFund #	Vendor	Amount	Memo
	522 10 20	0040 Admin Staff- HRA, 1		001	General Expense Fund			1,619.90	BAKKEN, BEAU A - PREMERA-Family
	589 99 00	0000 Payroll Benefits Cle:		001	General Expense Fund			16.36	BAKKEN, BEAU A - PREMERA-Family
	522 71 20	0040 Firefighter/Paramedi		001	General Expense Fund			1,619.90	CLOUD, RYAN D - PREMERA-Family
	589 99 00	0000 Payroll Benefits Cle:		001	General Expense Fund			16.36	CLOUD, RYAN D - PREMERA-Family
	522 71 20	0040 Firefighter/Paramedi		001	General Expense Fund			1,619.90	COTTER, MICKEY J - PREMERA-Family
	589 99 00	0000 Payroll Benefits Cle:		001	General Expense Fund			16.36	COTTER, MICKEY J - PREMERA-Family
	522 20 20	0040 Firefighter/EMT- HF		001	General Expense Fund			1,619.90	EHRESMAN II, CARL E - PREMERA-Family
	589 99 00	0000 Payroll Benefits Cle:		001	General Expense Fund			16.36	EHRESMAN II, CARL E - PREMERA-Family
	522 20 20	0040 Firefighter/EMT- HF		001	General Expense Fund			1,619.90	JOHNSON, ANDREW - PREMERA-Family
	589 99 00	0000 Payroll Benefits Cle:		001	General Expense Fund			16.36	JOHNSON, ANDREW - PREMERA-Family
	522 20 20	0040 Firefighter/EMT- HF		001	General Expense Fund			1,619.90	KLAHR, DERIC J - PREMERA-Family
	589 99 00	0000 Payroll Benefits Cle:		001	General Expense Fund			16.36	KLAHR, DERIC J - PREMERA-Family
	522 20 20	0040 Firefighter/EMT- HF		001	General Expense Fund			1,619.90	REESE, JORDAN D - PREMERA-Family
	589 99 00	0000 Payroll Benefits Cle:		001	General Expense Fund			16.36	REESE, JORDAN D - PREMERA-Family
	522 71 20	0040 Firefighter/Paramedi		001	General Expense Fund			1,619.90	SEVERANCE, KYLE C - PREMERA-Family
	589 99 00	0000 Payroll Benefits Cle:		001	General Expense Fund			16.36	SEVERANCE, KYLE C - PREMERA-Family
	522 71 20	0040 Firefighter/Paramedi		001	General Expense Fund			1,619.90	TORVIK, DAVID A - PREMERA-Family
	589 99 00	0000 Payroll Benefits Cle:		001	General Expense Fund			16.36	TORVIK, DAVID A - PREMERA-Family
	522 20 20	0040 Firefighter/EMT- HF		001	General Expense Fund			1,619.90	YATES, JEFF J - PREMERA-Family
	589 99 00	0000 Payroll Benefits Cle:		001	General Expense Fund			16.36	YATES, JEFF J - PREMERA-Family
	522 20 20	0040 Firefighter/EMT- HF		001	General Expense Fund			593.78	COLLAMORE, ROBERT S - PREMERA-Single
	589 99 00	0000 Payroll Benefits Cle:		001	General Expense Fund			6.00	COLLAMORE, ROBERT S - PREMERA-Single
	522 10 20	0040 Admin Staff- HRA, 1		001	General Expense Fund			593.78	COOPER, SCOTT N - PREMERA-Single
	589 99 00	0000 Payroll Benefits Cle:		001	General Expense Fund			6.00	COOPER, SCOTT N - PREMERA-Single

TRANSACTION JOURNAL

North Mason Regional Fire Authority

Time: 10:50:08 Date: 04/09/2021

04/13/2021 To: 04/30/2021

Page: 10

Trans	Date	Redeemed	Acct #	Chk #	Type	Receipt # InterFund #	Vendor	Amount	Memo
	522	20 20 0040	Firefighter/EMT- HF	001	General Expense Fund			593.78	GRACEY, KYLER B - PREMERA-Single
	589	99 00 0000	Payroll Benefits Cle:	001	General Expense Fund			6.00	GRACEY, KYLER B - PREMERA-Single
	522	71 20 0040	Firefighter/Paramedi	001	General Expense Fund			593.78	JENSON, ZACKARY T - PREMERA-Single
	589	99 00 0000	Payroll Benefits Cle:	001	General Expense Fund			6.00	JENSON, ZACKARY T - PREMERA-Single
	522	20 20 0040	Firefighter/EMT- HF	001	General Expense Fund			593.78	JONES, RYAN E - PREMERA-Single
	589	99 00 0000	Payroll Benefits Cle:	001	General Expense Fund			6.00	JONES, RYAN E - PREMERA-Single
	522	10 20 0040	Admin Staff- HRA, 1	001	General Expense Fund			593.78	MORGAN, SARAH L - PREMERA-Single
	589	99 00 0000	Payroll Benefits Cle:	001	General Expense Fund			6.00	MORGAN, SARAH L - PREMERA-Single
	522	20 20 0040	Firefighter/EMT- HF	001	General Expense Fund			593.78	NEWMAN, LACEY E - PREMERA-Single
	589	99 00 0000	Payroll Benefits Cle:	001	General Expense Fund			6.00	NEWMAN, LACEY E - PREMERA-Single
	522	20 20 0040	Firefighter/EMT- HF	001	General Expense Fund			593.78	QUIROZ JR., VICTOR - PREMERA-Single
	589	99 00 0000	Payroll Benefits Cle:	001	General Expense Fund			6.00	QUIROZ JR., VICTOR - PREMERA-Single
	522	20 20 0040	Firefighter/EMT- HF	001	General Expense Fund			593.78	SUMMERLIN, ANTONIO - PREMERA-Single
	589	99 00 0000	Payroll Benefits Cle:	001	General Expense Fund			6.00	SUMMERLIN, ANTONIO - PREMERA-Single
	522	20 20 0040	Firefighter/EMT- HF	001	General Expense Fund			130.72	ARNOLD, DONOVAN P - DVL
	522	10 20 0040	Admin Staff- HRA, 1	001	General Expense Fund			130.72	BAKKEN, BEAU A - DVL
	522	20 20 0040	Firefighter/EMT- HF	001	General Expense Fund			130.72	CLEVELAND, RYAN W - DVL
	522	71 20 0040	Firefighter/Paramedi	001	General Expense Fund			130.72	CLOUD, RYAN D - DVL
	522	20 20 0040	Firefighter/EMT- HF	001	General Expense Fund			130.72	COLLAMORE, ROBERT S - DVL
	522	10 20 0040	Admin Staff- HRA, 1	001	General Expense Fund			130.72	COOPER, SCOTT N - DVL
	522	71 20 0040	Firefighter/Paramedi	001	General Expense Fund			130.72	COTTER, MICKEY J - DVL
	522	20 20 0040	Firefighter/EMT- HF	001	General Expense Fund			130.72	EHRESMAN II, CARL E - DVL
	522	71 20 0040	Firefighter/Paramedi	001	General Expense Fund			130.72	FULKERSON, JESS M - DVL
	522	20 20 0040	Firefighter/EMT- HF	001	General Expense Fund			130.72	GRACEY, KYLER B - DVL
	522	71 20 0040	Firefighter/Paramedi	001	General Expense Fund			130.72	JENSON, ZACKARY T - DVL
	522	20 20 0040	Firefighter/EMT- HF	001	General Expense Fund			130.72	JOHNSON, ANDREW - DVL
	522	20 20 0040	Firefighter/EMT- HF	001	General Expense Fund			130.72	JONES, RYAN E - DVL
	522	20 20 0040	Firefighter/EMT- HF	001	General Expense Fund			130.72	KLAHR, DERIC J - DVL
	522	10 20 0040	Admin Staff- HRA, 1	001	General Expense Fund			130.72	MCCORMICK, ANGIE M - DVL
	522	10 20 0040	Admin Staff- HRA, 1	001	General Expense Fund			130.72	MORGAN, SARAH L - DVL

TRANSACTION JOURNAL

North Mason Regional Fire Authority

Time: 10:50:08 Date: 04/09/2021

04/13/2021 To: 04/30/2021

Page: 11

Trans	Date	Redeemed	Acct #	Chk #	Type	Receipt # InterFund #	Vendor	Amount	Memo
	522 20 20	0040 Firefighter/EMT- HF	001	001	General Expense Fund			130.72	NEWMAN, LACEY E - DVL
	522 20 20	0040 Firefighter/EMT- HF	001	001	General Expense Fund			130.72	QUIROZ JR., VICTOR - DVL
	522 20 20	0040 Firefighter/EMT- HF	001	001	General Expense Fund			130.72	REESE, JORDAN D - DVL
	522 20 20	0040 Firefighter/EMT- HF	001	001	General Expense Fund			130.72	RHEAD, ANTHONY - DVL
	522 71 20	0040 Firefighter/Paramedi	001	001	General Expense Fund			130.72	SEVERANCE, KYLE C - DVL
	522 20 20	0040 Firefighter/EMT- HF	001	001	General Expense Fund			130.72	SUMMERLIN, ANTONIO - DVL
	522 71 20	0040 Firefighter/Paramedi	001	001	General Expense Fund			130.72	TORVIK, DAVID A - DVL
	522 10 20	0040 Admin Staff- HRA, 1	001	001	General Expense Fund			130.72	WASSENAAR, RENEE C - DVL
	522 20 20	0040 Firefighter/EMT- HF	001	001	General Expense Fund			130.72	YATES, JEFF J - DVL
435	04/30/2021		1		Payroll		WA PUB EMP RETIREMENT SYS-PI	2,926.55	Pay Cycle(s) 01/01/2021 To 01/31/2021 - PERS2
	522 10 20	0030 Admin Staff- WA Sta	001	001	General Expense Fund			710.80	MCCORMICK, ANGIE M - PERS2
	589 99 00	0000 Payroll Benefits Cle:	001	001	General Expense Fund			432.95	MCCORMICK, ANGIE M - PERS2
	522 10 20	0030 Admin Staff- WA Sta	001	001	General Expense Fund			424.90	MORGAN, SARAH L - PERS2
	589 99 00	0000 Payroll Benefits Cle:	001	001	General Expense Fund			258.80	MORGAN, SARAH L - PERS2
	522 10 20	0030 Admin Staff- WA Sta	001	001	General Expense Fund			683.05	WASSENAAR, RENEE C - PERS2
	589 99 00	0000 Payroll Benefits Cle:	001	001	General Expense Fund			416.05	WASSENAAR, RENEE C - PERS2
436	04/30/2021		1		Payroll		WSCFF EMPLOYEE BENEFIT TRU:	2,750.00	Pay Cycle(s) 04/30/2021 To 04/30/2021 - MERP
	589 99 00	0000 Payroll Benefits Cle:	001	001	General Expense Fund			125.00	ARNOLD, DONOVAN P - MERP
	589 99 00	0000 Payroll Benefits Cle:	001	001	General Expense Fund			125.00	BAKKEN, BEAU A - MERP
	589 99 00	0000 Payroll Benefits Cle:	001	001	General Expense Fund			125.00	CLEVELAND, RYAN W - MERP
	589 99 00	0000 Payroll Benefits Cle:	001	001	General Expense Fund			125.00	CLOUD, RYAN D - MERP
	589 99 00	0000 Payroll Benefits Cle:	001	001	General Expense Fund			125.00	COLLAMORE, ROBERT S - MERP
	589 99 00	0000 Payroll Benefits Cle:	001	001	General Expense Fund			125.00	COOPER, SCOTT N - MERP
	589 99 00	0000 Payroll Benefits Cle:	001	001	General Expense Fund			125.00	COTTER, MICKEY J - MERP
	589 99 00	0000 Payroll Benefits Cle:	001	001	General Expense Fund			125.00	EHRESMAN II, CARL E - MERP
	589 99 00	0000 Payroll Benefits Cle:	001	001	General Expense Fund			125.00	FULKERSON, JESS M - MERP
	589 99 00	0000 Payroll Benefits Cle:	001	001	General Expense Fund			125.00	GRACEY, KYLER B - MERP
	589 99 00	0000 Payroll Benefits Cle:	001	001	General Expense Fund			125.00	JENSON, ZACKARY T - MERP
	589 99 00	0000 Payroll Benefits Cle:	001	001	General Expense Fund			125.00	JOHNSON, ANDREW - MERP
	589 99 00	0000 Payroll Benefits Cle:	001	001	General Expense Fund			125.00	JONES, RYAN E - MERP
	589 99 00	0000 Payroll Benefits Cle:	001	001	General Expense Fund			125.00	KLAHR, DERIC J - MERP
	589 99 00	0000 Payroll Benefits Cle:	001	001	General Expense Fund			125.00	NEWMAN, LACEY E - MERP
	589 99 00	0000 Payroll Benefits Cle:	001	001	General Expense Fund			125.00	QUIROZ JR., VICTOR - MERP
	589 99 00	0000 Payroll Benefits Cle:	001	001	General Expense Fund			125.00	REESE, JORDAN D - MERP
	589 99 00	0000 Payroll Benefits Cle:	001	001	General Expense Fund			125.00	RHEAD, ANTHONY - MERP
	589 99 00	0000 Payroll Benefits Cle:	001	001	General Expense Fund			125.00	SEVERANCE, KYLE C - MERP
	589 99 00	0000 Payroll Benefits Cle:	001	001	General Expense Fund			125.00	SUMMERLIN, ANTONIO - MERP
	589 99 00	0000 Payroll Benefits Cle:	001	001	General Expense Fund			125.00	TORVIK, DAVID A - MERP
	589 99 00	0000 Payroll Benefits Cle:	001	001	General Expense Fund			125.00	YATES, JEFF J - MERP

TRANSACTION JOURNAL

North Mason Regional Fire Authority

Time: 10:50:08 Date: 04/09/2021

04/13/2021 To: 04/30/2021

Page: 12

Trans	Date	Redeemed	Acct #	Chk #	Type	Receipt # InterFund #	Vendor	Amount	Memo
437	04/13/2021		1		Claims		AIRGAS USA, LLC	1,706.54	
	522 72 31	1000 EMS Supplies: OOS		001	General Expense Fund			471.23	O2
	522 72 31	1000 EMS Supplies: OOS		001	General Expense Fund			471.88	O2
	522 72 31	1000 EMS Supplies: OOS		001	General Expense Fund			763.43	Cylinder Rental
	522 72 31	1000 EMS Supplies: OOS		001	General Expense Fund				
438	04/13/2021		1		Claims		BARRETT, FRED	144.60	
	522 20 20	2000 Retirement Medical		001	General Expense Fund			144.60	
439	04/13/2021		1		Claims		BELFAIR HOSE & HEAVY TRUCK I	2,653.92	
	522 60 31	0457 Vehicle Preventative		001	General Expense Fund			570.15	
	522 60 48	1000 Fire Engine Prevent		001	General Expense Fund			365.10	
	522 60 48	1000 Fire Engine Prevent		001	General Expense Fund			103.62	
	522 60 48	6000 Vehicle Repairs and		001	General Expense Fund			432.97	
	522 60 48	2000 Tender Preventative		001	General Expense Fund			602.04	
	522 60 31	0457 Vehicle Preventative		001	General Expense Fund			580.04	
440	04/13/2021		1		Claims		BELFAIR WATER DISTRICT #1	133.88	
	522 10 47	1000 Station 21 & 21-2 U		001	General Expense Fund			133.88	
441	04/13/2021		1		Claims		BLUE CROSS BLUE SHIELD OF MC	243.57	Fred Barrett
	522 20 20	2000 Retirement Medical		001	General Expense Fund			243.57	
442	04/13/2021		1		Claims		BOUND TREE MEDICAL, LLC	1,410.77	
	522 72 31	1000 EMS Supplies: OOS		001	General Expense Fund			266.22	
	522 72 31	1000 EMS Supplies: OOS		001	General Expense Fund			116.00	
	522 72 31	1000 EMS Supplies: OOS		001	General Expense Fund			305.04	
	522 72 31	1000 EMS Supplies: OOS		001	General Expense Fund			723.51	
443	04/13/2021		1		Claims		CASCADE NATURAL GAS	760.50	
	522 10 47	1000 Station 21 & 21-2 U		001	General Expense Fund			760.50	
444	04/13/2021		1		Claims		CENTURY LINK	701.91	
	522 10 42	2000 Station 27 Telephone		001	General Expense Fund			159.91	
	522 10 42	2000 Station 27 Telephone		001	General Expense Fund			135.62	
	522 10 42	4000 Station 81 Telephone		001	General Expense Fund			247.41	St. 81
	522 10 42	3000 Station 24 Telephone		001	General Expense Fund			158.97	St. 24
445	04/13/2021		1		Claims		COLLAMORE, ROBERT	1,546.73	Olympic College - Spring 2021 Tuition; OC Textbooks
	522 45 41	0004 Career Staff Educati		001	General Expense Fund			1,395.28	
	522 45 31	0004 Career Staff Educati		001	General Expense Fund			97.10	
	522 45 31	0004 Career Staff Educati		001	General Expense Fund			54.35	
446	04/13/2021		1		Claims		COLLINS LAKE WATER INC	113.16	
	522 10 47	6000 Station 27 Utilities (001	General Expense Fund			113.16	
447	04/13/2021		1		Claims		COPIERS NORTHWEST, INC.	63.02	

TRANSACTION JOURNAL

North Mason Regional Fire Authority

Time: 10:50:08 Date: 04/09/2021

04/13/2021 To: 04/30/2021

Page: 13

Trans	Date	Redeemed	Acct #	Chk #	Type	Receipt # InterFund #	Vendor	Amount	Memo
		522 10 45 1000	Miscellaneous Expe	001	General Expense Fund			63.02	
448	04/13/2021		1		Claims		CORRECTIONAL INDUSTRIES ACC	93.31	
		522 30 31 1000	Community Outreach	001	General Expense Fund			54.25	
		522 20 31 1000	Station Amenities	001	General Expense Fund			39.06	
449	04/13/2021		1		Claims		CREWSENSE, LLC	195.59	
		522 10 49 1000	Memberships and Su	001	General Expense Fund			195.59	
450	04/13/2021		1		Claims		ALEXANDER J CROSTHWAITE	1,250.00	Reimburse EMT Class
		522 74 41 0054	EMS (Training): PS	001	General Expense Fund			1,250.00	
451	04/13/2021		1		Claims		EF RECOVERY	1,133.05	
		522 77 41 0038	Ambulance Billing F	001	General Expense Fund			1,133.05	
452	04/13/2021		1		Claims		EHRESMAN, CARL	50.00	
		522 41 41 0000	Training External - S	001	General Expense Fund			50.00	
453	04/13/2021		1		Claims		EMERGENCY VEHICLE SOLUTION	8,025.29	
		594 22 64 5000	Command Vehicle P	001	General Expense Fund			8,025.29	
454	04/13/2021		1		Claims		FIREFIGHTERS BOOKSTORE, INC	166.46	
		522 45 31 0001	Office & Operating :	001	General Expense Fund			143.74	
		522 45 31 0001	Office & Operating :	001	General Expense Fund			22.72	
455	04/13/2021		1		Claims		GALLS, LLC	280.78	
		522 20 20 4000	Class B Uniforms: P	001	General Expense Fund			142.50	Pants only
		522 20 20 4000	Class B Uniforms: P	001	General Expense Fund			138.28	
456	04/13/2021		1		Claims		GILMORES AUTOMOTIVE SERVIC	1,202.59	
		522 60 35 0384	Small Tools and Mir	001	General Expense Fund			41.99	
		522 60 48 6000	Vehicle Repairs and	001	General Expense Fund			122.47	
		522 60 48 6000	Vehicle Repairs and	001	General Expense Fund			240.87	
		522 60 48 6000	Vehicle Repairs and	001	General Expense Fund			797.26	
457	04/13/2021		1		Claims		GRAINGER	651.11	
		522 10 31 0514	Station Supplies: OC	001	General Expense Fund			139.59	
		522 10 31 0514	Station Supplies: OC	001	General Expense Fund			128.44	
		522 10 31 0514	Station Supplies: OC	001	General Expense Fund			92.78	
		522 10 31 0514	Station Supplies: OC	001	General Expense Fund			265.66	
		522 10 31 0514	Station Supplies: OC	001	General Expense Fund			24.64	
458	04/13/2021		1		Claims		HARBOR GRAPHICS	473.02	
		522 20 31 2000	Miscellaneous Unifo	001	General Expense Fund			473.02	
459	04/13/2021		1		Claims		HOOD CANAL COMMUNICATIONS	486.53	
		522 10 42 1000	Station 21 Telephone	001	General Expense Fund			486.53	
460	04/13/2021		1		Claims		HRA VEBA TRUST	12,192.87	
		522 10 20 0040	Admin Staff- HRA, 1	001	General Expense Fund			2,172.21	

TRANSACTION JOURNAL

North Mason Regional Fire Authority

Time: 10:50:08 Date: 04/09/2021

04/13/2021 To: 04/30/2021

Page: 14

Trans	Date	Redeemed	Acct #	Chk #	Type	Receipt # InterFund #	Vendor	Amount	Memo
	522 20 20	0040	Firefighter/EMT- HF	001	General Expense Fund			5,326.31	
	522 71 20	0040	Firefighter/Paramedi	001	General Expense Fund			4,694.35	
461	04/13/2021		1		Claims		HUGHES FIRE EQUIPMENT, INC	7,498.13	
	522 60 48	1000	Fire Engine Preventa	001	General Expense Fund			2,576.13	
	522 60 31	0144	Vehicle Repairs: OO	001	General Expense Fund			2,585.57	
	522 60 31	0457	Vehicle Preventative	001	General Expense Fund			457.75	
	522 60 31	0457	Vehicle Preventative	001	General Expense Fund			1,878.68	
462	04/13/2021		1		Claims		HUTTER, CHRISTY	750.00	
	522 10 41	1000	IT Support Service: :	001	General Expense Fund			750.00	
463	04/13/2021		1		Claims		KCDA	118.95	
	522 10 31	0100	Office & Operating :	001	General Expense Fund			118.95	
464	04/13/2021		1		Claims		KENT D. BRUCE CO. LLC KDBCO	337.17	
	522 60 31	0144	Vehicle Repairs: OO	001	General Expense Fund			337.17	
465	04/13/2021		1		Claims		KITSAP BANK - VISA	2,127.82	AFT Fasteners; Amazon; Fire Nuggets; OC Bookstore; Domino's; GotPrint; Los Agaves; Domino's; Amazon; Amazon; Amazon; Amazon; Costco; NAFI
	522 10 35	0516	Small Tools & Mino	001	General Expense Fund			-16.46	Return
	522 45 49	0001	Miscellaneous: (Fire	001	General Expense Fund			-96.16	Return
	522 45 41	0001	Fire (Training): PS	001	General Expense Fund			300.00	Klahr
	522 45 41	0001	Fire (Training): PS	001	General Expense Fund			300.00	Rhead
	522 45 49	1000	Admin Staff Training	001	General Expense Fund			361.14	
	522 45 49	0003	Community Outreac	001	General Expense Fund			147.79	
	522 10 31	0100	Office & Operating :	001	General Expense Fund			60.80	
	522 10 31	3000	Miscellaneous Expe	001	General Expense Fund			50.00	
	522 10 48	1000	Miscellaneous Expe	001	General Expense Fund			292.95	
	522 45 49	0003	Community Outreac	001	General Expense Fund			150.90	
	522 50 49	0385	Building Maintenanc	001	General Expense Fund			72.32	
	522 50 49	0385	Building Maintenanc	001	General Expense Fund			47.68	
	522 45 41	0001	Fire (Training): PS	001	General Expense Fund			99.47	
	522 45 49	0001	Miscellaneous: (Fire	001	General Expense Fund			237.31	
	522 45 49	0003	Community Outreac	001	General Expense Fund			65.08	
	522 10 49	1000	Memberships and St	001	General Expense Fund			55.00	
466	04/13/2021		1		Claims		KURTS PRECAST, INC	576.12	
	522 50 41	0200	Building Maintenanc	001	General Expense Fund			298.93	
	522 50 41	0200	Building Maintenanc	001	General Expense Fund			277.19	
467	04/13/2021		1		Claims		L.N. CURTIS & SONS, INC	11,193.43	
	522 20 48	0080	Repairs & Maintena	001	General Expense Fund			199.51	
	522 20 35	0030	Appliances and Noz:	001	General Expense Fund			7,570.74	
	522 20 48	0003	Flow Testing	001	General Expense Fund			3,043.43	

TRANSACTION JOURNAL

North Mason Regional Fire Authority

Time: 10:50:08 Date: 04/09/2021

04/13/2021 To: 04/30/2021

Page: 15

Trans	Date	Redeemed	Acct #	Chk #	Type	Receipt # InterFund #	Vendor	Amount	Memo
		522 20 48 0003 Flow Testing		001	General Expense Fund			379.75	
468	04/13/2021		1		Claims		LES SCHWAB INC	47.78	
		522 60 48 6000 Vehicle Repairs and		001	General Expense Fund			47.78	
469	04/13/2021		1		Claims		LIFE ASSIST	1,937.71	
		522 72 31 1000 EMS Supplies: OOS		001	General Expense Fund			429.14	
		522 72 31 1000 EMS Supplies: OOS		001	General Expense Fund			103.20	
		522 72 31 1000 EMS Supplies: OOS		001	General Expense Fund			321.85	
		522 72 31 1000 EMS Supplies: OOS		001	General Expense Fund			94.79	
		522 72 31 1000 EMS Supplies: OOS		001	General Expense Fund			454.44	
		522 72 31 1000 EMS Supplies: OOS		001	General Expense Fund			347.33	
		522 72 31 1000 EMS Supplies: OOS		001	General Expense Fund			186.96	
470	04/13/2021		1		Claims		LOWES	87.76	
		522 76 48 0452 Small Tools and Mir		001	General Expense Fund			16.86	
		522 76 48 0452 Small Tools and Mir		001	General Expense Fund			87.48	
		522 76 48 0452 Small Tools and Mir		001	General Expense Fund			-16.58	
471	04/13/2021		1		Claims		MACECOM	8,305.80	
		522 20 40 0015 Macecom Dispatchin		001	General Expense Fund			8,305.80	
472	04/13/2021		1		Claims		MAGGIE LAKE WATER DISTRICT	37.00	
		522 10 47 9000 Station 82 Utilities (001	General Expense Fund			37.00	
473	04/13/2021		1		Claims		MASON COUNTY EMS & TRAUMA	7,300.00	Annual Council Dues
		522 71 41 7000 MPD/QA (Hoffman)		001	General Expense Fund			7,300.00	
474	04/13/2021		1		Claims		MASON COUNTY GARBAGE, INC.	398.46	
		522 10 47 1000 Station 21 & 21-2 U		001	General Expense Fund			101.85	St. 21 Recycle
		522 10 47 1000 Station 21 & 21-2 U		001	General Expense Fund			98.32	St. 21 Garbage
		522 10 47 6000 Station 27 Utilities (001	General Expense Fund			25.01	St. 27 Recycle
		522 10 47 6000 Station 27 Utilities (001	General Expense Fund			54.43	St. 27 Recycle
		522 10 47 8000 Station 81 Utilities (001	General Expense Fund			33.85	St. 81
		522 10 47 1000 Station 21 & 21-2 U		001	General Expense Fund			85.00	LeMay Shredding
475	04/13/2021		1		Claims		MEDICARE BLUE RX	57.30	Fred Barrett
		522 20 20 2000 Retirement Medical		001	General Expense Fund			57.30	
476	04/13/2021		1		Claims		MERIDIAN COLLISION CENTER, I	22,426.29	
		522 60 31 0144 Vehicle Repairs: OO		001	General Expense Fund			22,426.29	Ambulance repair, insurance reimb.
477	04/13/2021		1		Claims		MITCHELL LUMBER CO.	184.43	
		522 45 41 0001 Fire (Training): PS		001	General Expense Fund			184.43	
478	04/13/2021		1		Claims		MUNICIPAL EMERGENCY SERVIC	1,605.80	
		522 20 35 0060 Hand Held Equipme		001	General Expense Fund			1,605.80	

TRANSACTION JOURNAL

North Mason Regional Fire Authority

Time: 10:50:08 Date: 04/09/2021

04/13/2021 To: 04/30/2021

Page: 16

Trans	Date	Redeemed	Acct #	Chk #	Type	Receipt # InterFund #	Vendor	Amount	Memo
479	04/13/2021		1		Claims		NMRFA- REVOLVING FUND	1,577.58	Wave; PUD#3; Mason County Garbage; Pitney Bowes; United States Treasury
		522 10 47 1000	Station 21 & 21-2 U	001	General Expense Fund			72.10	
		522 10 47 1000	Station 21 & 21-2 U	001	General Expense Fund			444.20	St. 21
		522 10 47 1000	Station 21 & 21-2 U	001	General Expense Fund			189.34	St. 21-2
		522 10 47 4000	Station 24 Utilities (001	General Expense Fund			139.08	St. 24
		522 10 47 1000	Station 21 & 21-2 U	001	General Expense Fund			98.32	St. 21 Garbage
		522 10 47 1000	Station 21 & 21-2 U	001	General Expense Fund			101.85	St. 21 Recycle
		522 10 47 6000	Station 27 Utilities (001	General Expense Fund			54.43	St. 27 Garbage
		522 10 47 6000	Station 27 Utilities (001	General Expense Fund			25.01	St. 27 Recycle
		522 10 47 8000	Station 81 Utilities (001	General Expense Fund			27.08	St. 81
		522 10 42 0001	Postage: OOS	001	General Expense Fund			61.85	
		522 10 49 2000	Miscellaneous: PS	001	General Expense Fund			364.32	Payroll tax late fee
480	04/13/2021		1		Claims		NORIDIAN MEDICARE JF PART B 1	405.19	Refund - reference Marlene Pease
		589 00 00 1000	Ambulance Refunds:	001	General Expense Fund			405.19	
481	04/13/2021		1		Claims		OLYMPIC COLLEGE ATTN: CASHI	372.12	A. McCormick, SID #860262957
		522 45 41 1000	Admin Staff Training	001	General Expense Fund			372.12	
482	04/13/2021		1		Claims		PENINSULA COMMUNITY HEALTH	8,079.95	February Claim
		522 10 49 4000	QRT Services	001	General Expense Fund			8,079.95	
483	04/13/2021		1		Claims		PENINSULA FIRE EXT. SERVICE IN	31.49	
		522 20 48 0080	Repairs & Maintena	001	General Expense Fund			31.49	
484	04/13/2021		1		Claims		PITNEY BOWES INC	100.00	
		522 10 42 0001	Postage: OOS	001	General Expense Fund			100.00	Power
		522 10 42 0001	Postage: OOS	001	General Expense Fund				
485	04/13/2021		1		Claims		PUD #1	51.12	
		522 10 47 4000	Station 24 Utilities (001	General Expense Fund			51.12	
486	04/13/2021		1		Claims		PUD #3	1,579.48	
		522 10 47 6000	Station 27 Utilities (001	General Expense Fund			408.36	St. 27
		522 10 47 5000	Station 25 Utilities (001	General Expense Fund			76.51	St. 25
		522 10 47 3000	Station 23 Utilities (001	General Expense Fund			275.56	St. 23
		522 10 47 9000	Station 82 Utilities (001	General Expense Fund			121.28	St. 82
		522 10 47 1100	Station 83 Utilities (001	General Expense Fund			102.19	St. 83
		522 10 47 8000	Station 81 Utilities (001	General Expense Fund			456.30	
		522 10 47 1000	Station 21 & 21-2 U	001	General Expense Fund				
		522 10 47 1000	Station 21 & 21-2 U	001	General Expense Fund				
		522 10 47 2000	Station 22 Utilities (001	General Expense Fund			139.28	St. 22
487	04/13/2021		1		Claims		QUILL CORPORATION - PREFERR	226.64	
		522 10 31 0514	Station Supplies: OC	001	General Expense Fund			58.56	

TRANSACTION JOURNAL

North Mason Regional Fire Authority

Time: 10:50:08 Date: 04/09/2021

04/13/2021 To: 04/30/2021

Page: 17

Trans	Date	Redeemed	Acct #	Chk #	Type	Receipt # InterFund #	Vendor	Amount	Memo
		522 10 31 0100	Office & Operating	001	General Expense Fund			103.04	
		522 10 31 0514	Station Supplies: OC	001	General Expense Fund			65.04	
488	04/13/2021		1		Claims		OLEKSANDR ROZSOKHA	262.37	Ambulance billing refund
		589 00 00 1000	Ambulance Refunds:	001	General Expense Fund			262.37	
489	04/13/2021		1		Claims		SCOTT MCLENDONS HARDWARE	794.90	
		522 45 41 0001	Fire (Training): PS	001	General Expense Fund			215.87	
		522 30 31 1000	Community Outreach	001	General Expense Fund			2.57	
		522 45 41 0001	Fire (Training): PS	001	General Expense Fund			67.25	
		522 45 41 0001	Fire (Training): PS	001	General Expense Fund			176.30	
		522 60 35 0384	Small Tools and Mir	001	General Expense Fund			3.86	
		522 45 41 0001	Fire (Training): PS	001	General Expense Fund			13.02	
		522 30 31 1000	Community Outreach	001	General Expense Fund			27.10	
		522 10 31 0514	Station Supplies: OC	001	General Expense Fund			48.80	
		522 45 41 0001	Fire (Training): PS	001	General Expense Fund			146.82	
		522 50 48 0300	Buildings Maintenan	001	General Expense Fund			21.01	
		522 60 31 0144	Vehicle Repairs: OO	001	General Expense Fund			4.90	
		522 10 49 0519	Station Supplies: Mi	001	General Expense Fund			5.41	
		522 45 41 0001	Fire (Training): PS	001	General Expense Fund			61.99	
490	04/13/2021		1		Claims		SEA-WESTERN, INC.	2,407.24	
		522 20 41 0002	Air Analysis	001	General Expense Fund			146.48	
		522 20 31 3000	Personal Protective	001	General Expense Fund			2,260.76	
491	04/13/2021		1		Claims		SILKE COMMUNICATIONS SOLUT	8,696.97	
		522 20 48 3000	Radio Repairs & Ma	001	General Expense Fund			195.66	
		522 20 35 2000	Radio & Radio Equi	001	General Expense Fund			8,501.31	
492	04/13/2021		1		Claims		SNURE LAW OFFICE, PSC	250.00	
		522 10 41 2000	Legal Services: PS	001	General Expense Fund			250.00	
493	04/13/2021		1		Claims		BILLIE SPARKS	184.44	Ambulance billing refund
		589 00 00 1000	Ambulance Refunds:	001	General Expense Fund			184.44	
494	04/13/2021		1		Claims		STERICYCLE INC	78.11	
		522 72 31 1000	EMS Supplies: OOS	001	General Expense Fund			57.39	
		522 72 31 1000	EMS Supplies: OOS	001	General Expense Fund			20.72	
495	04/13/2021		1		Claims		THE DOCTORS CLINIC	76.00	
		522 71 41 3000	BVFF Physicals: PS	001	General Expense Fund			76.00	
496	04/13/2021		1		Claims		TRAILS END WATER DISTRICT	43.70	
		522 10 47 3000	Station 23 Utilities (001	General Expense Fund			43.70	
497	04/13/2021		1		Claims		TRI-TEK SYSTEMS INC	90.00	4/1/21 - 6/30/21
		522 10 42 3000	Station 24 Telephone	001	General Expense Fund			90.00	
498	04/13/2021		1		Claims		TULAUONEONE L TUPOLO	119.75	CPR Reimbursement

TRANSACTION JOURNAL

North Mason Regional Fire Authority

Time: 10:50:08 Date: 04/09/2021

04/13/2021 To: 04/30/2021

Page: 18

Trans	Date	Redeemed	Acct #	Chk #	Type	Receipt # InterFund #	Vendor	Amount	Memo
		522 74 41 0054 EMS (Training): PS		001	General Expense Fund			119.75	
499	04/13/2021		1		Claims		VERIZON WIRELESS	829.39	
		522 10 42 1000 Station 21 Telephone		001	General Expense Fund			829.39	
500	04/13/2021		1		Claims		VFIS C/O M & T BANK	3,816.00	
		522 10 46 1000 Authority General Li		001	General Expense Fund			5,432.00	
		522 10 46 1000 Authority General Li		001	General Expense Fund			-1,616.00	Credit - Deleted 2001 Ford
501	04/13/2021		1		Claims		WA STATE PATROL BUDGET & FIS	11.00	
		522 10 49 2000 Miscellaneous: PS		001	General Expense Fund			11.00	T. Wilson
502	04/13/2021		1		Claims		WASHINGTON STATE UNIVERSITY	6,559.06	2/1/21 - 2/28/21
		522 10 49 4000 QRT Services		001	General Expense Fund			4,948.45	
		522 10 49 4000 QRT Services		001	General Expense Fund			1,610.61	
503	04/13/2021		1		Claims		WAVE BROADBAND	124.83	
		522 10 47 1000 Station 21 & 21-2 U		001	General Expense Fund			124.83	
504	04/13/2021		1		Claims		WESTBAY AUTO PARTS INC	88.18	
		522 20 35 0060 Hand Held Equipme		001	General Expense Fund			10.85	
		522 76 48 0452 Small Tools and Mir		001	General Expense Fund			31.24	
		522 60 35 0384 Small Tools and Mir		001	General Expense Fund			32.00	
		522 60 31 0144 Vehicle Repairs: OO		001	General Expense Fund			14.09	
505	04/13/2021		1		Claims		WFCA: THE DAILY DISPATCH	280.00	
		522 10 49 2000 Miscellaneous: PS		001	General Expense Fund			280.00	
506	04/13/2021		1		Claims		WILCOX & FLEGEL INC.	3,617.39	
		522 20 32 0010 Vehicle Fuel Consun		001	General Expense Fund			1,805.69	
		522 20 32 0010 Vehicle Fuel Consun		001	General Expense Fund			1,811.70	
507	04/13/2021		1		Claims		ZOLL MEDICAL CORP. GPO	85.32	
		522 72 31 1000 EMS Supplies: OOS		001	General Expense Fund			85.32	

Records Printed: 85

Adjustments:	0.00
Beginning Balance:	0.00
Revenues:	128,798.93
Warrant Expenditures:	391,082.80
Non Warrant Expenditures:	0.00
Interfund Transfers:	0.00
Redemptions:	0.00
Deposits:	0.00
Withdrawals:	0.00
Stop Payments:	0.00

Fund	Adjustments	Beg Bal	Revenues	War Exp	N War Exp	IT In	IT Out	Stop Pmts
001 General Expense Fund	0.00	0.00	128,798.93	391,082.80	0.00	0.00	0.00	0.00

TRANSACTION JOURNAL

North Mason Regional Fire Authority

Time: 10:50:08 Date: 04/09/2021

04/13/2021 To: 04/30/2021

Page: 19

Trans	Date	Redeemed	Acct #	Chk #	Type	Receipt # InterFund #	Vendor	Amount	Memo					
						Fund								
						Adjustments	Beg Bal	Revenues	War Exp	N War Exp	IT In	IT Out	Stop Pmts	
						0.00	0.00	128,798.93	391,082.80	0.00	0.00	0.00	0.00	

TRANSACTION JOURNAL

North Mason Regional Fire Authority

Time: 10:48:30 Date: 04/09/2021

04/12/2021 To: 04/12/2021

Page: 1

Trans	Date	Redeemed	Acct #	Chk #	Type	Receipt # InterFund #	Vendor	Amount	Memo
508	04/12/2021		4		Claims		HILL INTERNATIONAL, INC.	17,650.00	Project #PWA-02513.00; Project #PWA-02513.00
	594 22 63 4002	Capital Expenditure:	200		Construction Fund			14,290.00	
	594 22 63 4002	Capital Expenditure:	200		Construction Fund			3,360.00	
509	04/12/2021		4		Claims		KRAZAN & ASSOCIATES, INC.	2,730.00	
	594 22 63 1002	NM Emergency Mar	200		Construction Fund			2,730.00	
510	04/12/2021		4		Claims		TRICO COMPANIES, LLC	175,512.96	Project #4424-20
	594 22 63 1002	NM Emergency Mar	200		Construction Fund			130,074.14	
	594 22 63 1002	NM Emergency Mar	200		Construction Fund			45,438.82	

Records Printed: 3

Adjustments:	0.00
Beginning Balance:	0.00
Revenues:	0.00
Warrant Expenditures:	195,892.96
Non Warrant Expenditures:	0.00
Interfund Transfers:	0.00
Redemptions:	0.00
Deposits:	0.00
Withdrawals:	0.00
Stop Payments:	0.00

Fund	Adjustments	Beg Bal	Revenues	War Exp	N War Exp	IT In	IT Out	Stop Pmts
200 Construction Fund	0.00	0.00	0.00	195,892.96	0.00	0.00	0.00	0.00
	0.00	0.00	0.00	195,892.96	0.00	0.00	0.00	0.00

Solar PV Customer Checklist

For detailed information about selecting and installing a solar PV system, please visit www.pud3.org/solar.

Choose a licensed renewable energy contractor to discuss your location's solar potential and ideal system size. PUD 3 recommends getting at least three quotes.

Installation Company: _____

Contractor Name & Phone: _____

After selecting a solar PV system for your home, but before you have it installed, you'll need to sign and return several documents to PUD 3's energy conservation department.

1. Net Metering & Interconnection Agreement (www.pud3.org/solar)
2. Net Metering & Interconnection Application (www.pud3.org/solar)
3. A "one-line" electrical diagram for the proposed electrical system, including metering points in relation to PUD 3's electrical system, an external lockable disconnect, and your generating system location.
4. A spec sheet for the inverters used in the generating system showing IEEE rating and UL listing.

*Upgrades to your service may be required, and are the customer's responsibility.

Please ensure that the installing contractor and/or electrician secure a Washington State Labor & Industries (L&I) electrical permit AND a Mason County solar permit BEFORE installation. Copies of the final and approved permits will be required before the system can begin generating.

Washington State Labor & Industries (L&I) Electrical Permit (360) 902-5799: Permit #: _____

Mason County Solar Permit (360) 427-9670: Permit #: _____

After reviewing your application and system information, a PUD 3 Energy Efficiency Advisor *MAY* contact you to setup a site walk through.

Date: _____ Time: _____ Name: _____

PUD 3 will review your system information and send a proposal letter for you to sign and return. Once the proposal letter is returned and L&I electrical inspection has taken place...

The meter shop will schedule a system test and final inspection.

Date: _____ Time: _____ Meterman's Name: _____

DO NOT energize your system until you have received official approval from the Mason PUD 3 Meterman.

Please call the PUD 3 conservation department at (360) 426-0777 if you have any questions or need assistance with the program requirements.

IF YOU ARE ELIGIBLE FOR THE WASHINGTON STATE PRODUCTION INCENTIVE (www.pud3.org/solar):

1. Get your system CERTIFIED by the Washington State University Energy Program.
2. Sign and return the PUD 3 Production Incentive Agreement.

Mason PUD 3's Guide to

GENERATING YOUR OWN RENEWABLE ENERGY




TABLE OF CONTENTS

GENERATING YOUR OWN POWER

INTRODUCTION	1
WHAT IS A SOLAR PHOTOVOLTAIC (PV) SYSTEM?	2
CONNECTING TO THE GRID: NET METERING & UTILITY INTERCONNECTION	3
INCENTIVES, TAX CREDITS, AND PRODUCTION CREDITS	6
WORKING WITH YOUR SOLAR CONTRACTOR	9
IS SOLAR PV RIGHT FOR YOU?	12
COMMUNITY SOLAR	17
CASE STUDIES	19
FREQUENTLY ASKED QUESTIONS.....	24
APPENDIX: USEFUL DOCUMENTS	29



Questions to consider when exploring a Solar PV System:

- What are your goals for installing a Solar Power system?
- Are your interests in solar: Environmental? Economics? Social?
- How much energy are you hoping to generate? What are your home's current energy needs?
- How much do you expect to still rely on the PUD 3 electrical system?
- How much are you looking to spend on a Solar Power system?
- Is Solar right for your location?
- What are you doing to manage expectations?
- Do you know anybody else in Mason County that has a Solar Power system at their home?

INTRODUCTION

MASON PUD 3'S GUIDE TO GENERATING RENEWABLE ENERGY

This guide is designed to provide Mason PUD 3 customers with information on grid-connected Solar Photovoltaic (PV) and other renewable generation systems. It provides background on system basics, net-metering and connecting to the utility grid.

This guide also includes suggestions on working with a renewable energy contractor, possible rebates and incentives, and other factors to consider when evaluating the purchase and installation of a renewable generation system (like rooftop solar) for your home or business. For questions about generating your own electricity not answered by this guide, please contact the PUD at (360) 426-0777.

Some PUD 3 customers are interested in installing a solar power system for their home or business. Here are several great reasons:

- Solar photovoltaic (PV) systems generate renewable energy from the sun. The energy generated is carbon-free and environmentally friendly.
- Once the system is installed, electricity is generated at no additional cost, leaving the customer with a reduced reliance on the electric grid.
- Solar systems are safe and reliable. Most systems have no moving parts and are easy to install and maintain.
- Solar power system popularity, efficiency, and affordability has greatly increased over the last several years, becoming more available to a wider range of people interested in generating their own electricity.

There are additional factors a customer should consider before purchase and installation:

- A solar or renewable generation system is a large investment. Production incentives and tax credits are not scheduled to last indefinitely.
- Mason County's climate may not provide ideal generating conditions. Caution should be taken when comparing potential Mason County system performance to a solar system's performance from another climate (e.g. Eastern Washington, Southwest United States, Germany, etc.).
- Your monthly PUD 3 bill will not disappear. Solar systems need to be connected to the electric grid to provide electricity when it can't produce enough electricity to keep up with the demand of the home or business. A daily system charge, and any electricity used from the grid above what your renewable generating system is able to produce, will still be billed on a monthly basis.

Reasons People DO & DON'T install Solar Panels:

DO

DON'T

The Environment



Reduce Monthly Bill



Independence



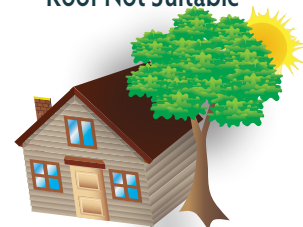
Government Rebates




Installation Costs




Roof Not Suitable



Lack of Knowledge

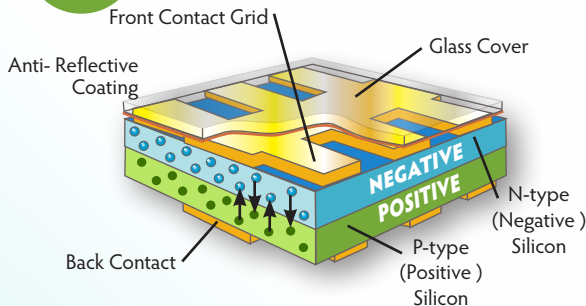


Still Connected to Grid




Components of a Solar PV System

1 SOLAR CELLS




The N-type silicon has free electrons. The P-type silicon has free holes (absence of electrons). When the N-type and P-type come into contact, an electric field forms within the cell.

2 DC/AC INVERTER & PRODUCTION METER



Direct current (DC), generated by the solar panels, is converted to alternating current (AC) in order to be used by your home or the grid. A production meter shows how much energy was generated.

3 GRID INTERCONNECT



Disconnect Switch with lockout for safety.

Distribution lines transfer your excess generation to the grid.

A Net Meter measures the two-way flow of electricity.

WHAT IS A SOLAR PV SYSTEM?

THE BASICS OF A SOLAR PHOTOVOLTAIC (PV) SYSTEM

Solar Photovoltaic (PV) systems produce electricity using the power of the sun. The term "photovoltaic" can be translated as "light-electricity".

The process is done through three main components found in every solar PV system that runs in conjunction with the electric grid.

- 1. SOLAR CELLS** – Solar cells are the very beginning of a solar PV system. The sun's light energy hits these cells, made of a semiconductor material. As the light is absorbed, it knocks a number of electrons loose. The flow of these electrons is called electrical current. Solar **cells** are grouped together in a **module** that is usually several feet in length and width, and often called a **panel**. A collection of modules forms an **array**, which is commonly what goes up on your roof. The equipment used to attach the solar array to your roof is usually called "**racking**."
- 2. DC/AC INVERTER & PRODUCTION METER** – Solar energy is created as direct current (DC). The electric grid uses alternating current (AC), because it is a more efficient way to move electricity over long distances. The **inverter** in a solar PV system changes the DC from your solar panels into AC for your house. There is often a revenue-grade, kilowatt-hour "production meter" installed immediately after your inverter so you can measure and track how much electricity your solar PV system is generating. Newer inverters often incorporate an automatic AC/DC disconnect switch, but this is different than the disconnect switch with a lockout function discussed below. The power then flows to your electrical panel.
- 3. GRID INTERCONNECT** – You'll probably want to use electricity at night, when the sun isn't shining, right? How about in the winter, when it's rainy and overcast? That's where the grid interconnection comes in! Generating your own electricity with a solar PV system is a great idea when you have PUD 3's electric grid to back up your system. This makes sure your energy needs are met when you are using more energy than your solar PV system can produce. The grid interconnect is made up of two main components:
 - A *disconnect switch with a lockout function, allowing PUD 3 linemen to disconnect your solar array from the electric grid so that they can work on utility lines without fear of energy back-feeding from your system into the grid.*
 - A *net meter is a special utility meter that measures energy delivered to, and received from, your home or business. It measures the two-way flow of electricity. This meter will measure the "net difference" of the energy you generate and the energy you use from the grid. Your total energy consumption is the sum of your production meter (see above) and your net meter.*

CONNECTING TO THE GRID

NET METERING & THE UTILITY INTERCONNECTION

PUD 3 offers a program called “Net Metering” to customers who want to generate some of their own electricity while still connected to the PUD 3 electric grid.

Generating your own electricity is growing in popularity across the country. Customers should educate themselves by doing research and checking the qualifications and experience of a company who will assist them in the installation of a renewable energy generation system. This ensures your satisfaction in the product and that the installation meets local and state standards.

It is important to note that while a contractor may assist you in meeting the utility interconnection standards, it is the customer’s responsibility to maintain the appropriate equipment. A customer will be at risk of disconnection if PUD 3 personnel determines the utility interconnection and net metering agreement is in breach.

Do I qualify to generate my own electricity (become a net-metering customer)?

In Washington State and at PUD 3, residential or small commercial electricity customers in good standing, who generate at least some of their own electricity are eligible for net metering. The program works on a first-come, first-served basis for customers who meet the following requirements:

- *The generating system must be 100 kilowatts (kW) or less.*
- *The generating system is on the customer’s premises.*
- *Generating resources include solar PV, wind, hydropower, biogas from animal waste, or combined heat and power unit electric generating system.*
- *The customer must submit completed applications and agree to follow PUD 3’s net metering policies.*
- *Customers must provide, at their own expense, power conditioning, connection, and safety equipment that meet PUD 3 specifications.*

How do I apply for the net metering program?

Start the process by filling out a “Net Metering and Interconnection Application” and a “Net Metering Agreement”, or by contacting PUD 3’s conservation department at 360-426-0777. PUD staff will review your application and work with you to make sure it meets all the required safety and technical standards.

It is the customer’s responsibility (*not the renewable energy contractor*) to ensure that the policies in the net metering agreement are adhered to.

What is Required by PUD 3’s Engineering Department?

1. Net Metering and Interconnection application & agreement
2. “One-line” electrical diagram
3. Inverter Spec Sheet
4. Application for electrical service (if you’re a new PUD 3 customer)
5. Finaled/Approved Labor & Industries electrical & Mason County mechanical permit numbers



Will I need a new electric meter?

PUD 3 will provide a meter that tracks the difference as you generate excess power or receive electricity from the PUD's electrical system.

This is a separate meter from the production meter installed after the inverter to measure the amount of generation from your solar PV system. The utility's net meter is installed at the point the electrical service of the home or business meets the electric grid.

What do I need to install to keep utility workers safe?

A disconnect switch with a lockout function needs to be installed on your side of the net meter. It provides access for PUD 3 personnel to disconnect the generating system at any time, without notice, if, in the PUD's opinion, a hazardous condition exists and such immediate action is necessary to protect persons; the PUD's facilities; or property of others from damage or interference caused by the customer's electric generating facilities; or lack of properly operating protective devices or inability to inspect them. The inverter also needs to have a voltage-sensing automatic disconnect switch.

Is a PUD 3 inspection required before my system goes online?

PUD 3 will inspect your system to ensure that it meets technical specifications and safety requirements. This protects your energy system, the PUD's electrical distribution system, and utility personnel. You may begin operating your generating system only after PUD 3 gives official written approval to do so.

What happens if I generate more electricity than I use?

It is important to have realistic expectations when researching and planning for a generation system, like a solar PV system. Our homes and businesses use a lot of electricity. Private-scale generation facilities are relatively small and are subject to low capacity factors.

If your system generates more electricity than you use, the excess power delivered to the PUD's distribution system is credited to your account at the same rate class at which you would buy power from the PUD. Other requirements of the rate schedule apply, including the daily system charge. Unused credits carry over each month until April 30 of each year. If any net metering credits remain, they will be granted to the PUD as described in Washington State Law. (RCW 80.60)

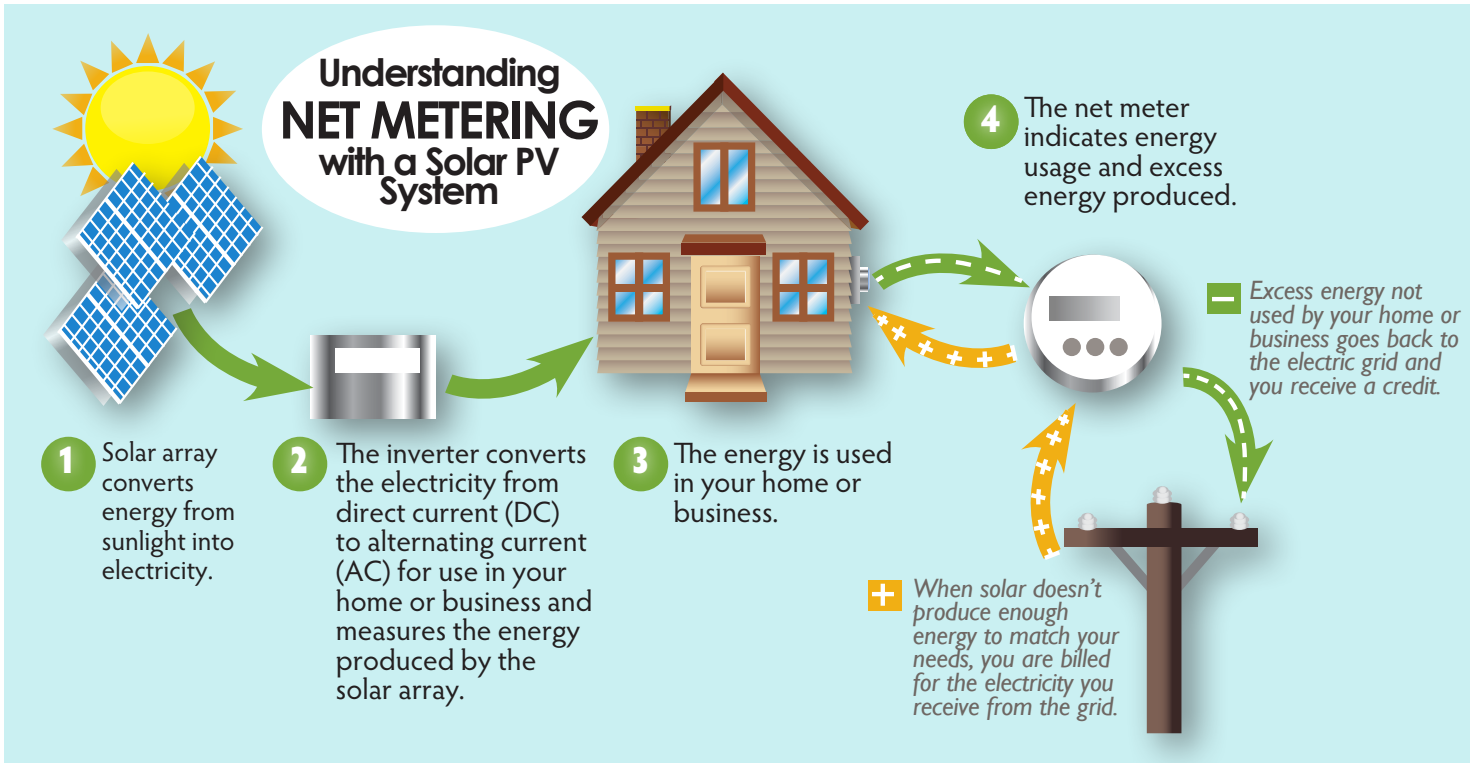
How does my solar generation affect PUD 3's electricity grid?

PUD 3 will buy less energy from Bonneville Power Administration to serve the electrical load that is being served by your renewable energy system. In the grand scheme of the whole utility, it is a very small amount of energy.

How does net metering work?

Net metering measures the difference between the electricity purchased by a customer from PUD 3 and the electricity produced by a small generation unit. A net meter tracks the difference as a customer generates excess power or receives electricity from the PUD's electric grid.

PUD 3 reads the net meter as normal. Under the net metering arrangement, if a customer uses more electricity than they produce, they are billed for the consumption at the appropriate rate class. If generation exceeds consumption, and is fed back into the PUD system, the customer receives a billing credit for the excess generation at the same rate class.



Net metering measures the difference between the electricity purchased by a customer from PUD 3 and the electricity produced by a small generation unit. A net meter tracks the difference as a customer generates excess power or receives electricity from the PUD system.

INCENTIVES, TAX CREDITS & PRODUCTION CREDITS

HOW TO BEST TAKE ADVANTAGE OF THE BENEFITS

In Washington State, there are production incentives available that may assist with recovering the cost of installing a solar PV system.

There are many benefits to owning a renewable generation system. The first, and most immediate, is that you are able to use the energy produced by your system first, reducing the amount of electricity purchased from PUD 3. In addition to this benefit, you may also qualify for Washington State Production Incentives and Federal Tax Credits. Many local banks offer low-interest loans to improve the energy efficiency of your home or business, or to install a solar PV system or other renewable generation system.

Washington State Production Incentives

Customers who generate their own electricity may be eligible for incentive payments from Washington State. The program is authorized under Washington State Law. The program is run by the Washington State University Energy Program. PUD 3 has chosen to participate, and serves as a “pass-through” agency for the incentive. The program requirements and incentives do not come from PUD 3.

System Certification (*one-time application*)

The types of renewable energy generation that qualify include solar PV systems, wind generators, and anaerobic digesters. Your renewable energy generation system must be certified by the Washington State University Energy Program. This is a one-time certification. The application can be found in the Helpful Documents section at the end of this guide, or online (www.pud3.org/solar). It will require detailed information such as system operation data (e.g. tilt, azimuth, and shading) and supporting documentation, such as an executed interconnection agreement with PUD 3 and documentation of system cost. If you purchase property with a renewable energy generating facility, you must reapply for certification as the new owner.

Washington State Production Credits (*annual application*)

Depending on the fiscal year a renewable energy system was certified with WSU Energy and the source of the equipment, incentives can range between \$0.02 and \$0.21 per kilowatt-hour (up to \$5,000/year and 50% of the total system cost) and are paid by Washington State. Incentives are available for an eight-year period following the year the system is certified. In order to maximize production incentives, **PUD 3 encourages customers to select solar modules that were manufactured in Washington State and qualify for the highest incentive payment rate.**

Please see the chart below:

System Certification (Fiscal Year)	Base Rate ≤ 12kW	Base Rate > 12kW	Made-in-Washington Bonus
2018	\$0.16	\$0.06	\$0.05
2019	\$0.14	\$0.04	\$0.04
2020	\$0.12	\$0.02	\$0.03
2021	\$0.10	\$0.02	\$0.02

HOW DO I READ THIS CHART?

Example: You install a 10kW solar PV system on your home and get it certified in October of 2019. The panels are made in Washington. Your base incentive is \$0.14/kWh + a Made in Washington bonus of \$0.04/kWh for a total of \$0.18/kWh.

Starting in July 2020, you'll apply to WSU Energy for a Washington State production incentive of \$0.18kWh on all of the energy your system generates each year.

You'll be able to apply for this incentive for eight years.

To apply for Washington State Production Credits, an application must be submitted to the Washington State University Energy Program by August 1 of each year that shows the energy produced by the renewable generation system from July 1 – June 30 of the previous fiscal year. This measurement comes from the production meter installed after the inverter, not PUD 3's net meter. PUD 3 must be given access to read the production meter to verify the reported energy generation.

PUD 3 will receive a notification from WSU Energy letting us know who to send a check to, and how much it should be for. PUD 3 will distribute the incentive on WSU's behalf, and take an equal amount as a deduction on its Washington State Public Utility Tax.

This application can be found in the Helpful Documents section at the end of this guide or online (www.pud3.org/solar) It is the responsibility of the customer to download, fill out, and submit the form to the WSU Energy Program.

Be aware that some contractors say they will take care of this for their customer. It is ultimately the responsibility of the customer to ensure the application is submitted completely and on time. It is not the utility's responsibility to remind customers of the deadline or to fill out the form.

Program Requirements

Customers should work with their renewable energy contractor and ask PUD staff or WSU Energy to ensure they meet all the requirements to receive incentives from this program.

PROGRAM REQUIREMENTS INCLUDE:

- ✓ A customer-installed, revenue-grade production meter.
- ✓ Compliance with program procedures and regulations.
- ✓ Random auditing of generating systems and production meters.
- ✓ Must be certified by Washington State University Energy Program.
- ✓ Must be installed in PUD 3's service territory.
- ✓ Must be owned by a customer who has a PUD 3 account.
- ✓ Must be owned (not leased) by the customer applying for the incentive.
- ✓ The renewable generating system and interconnection setup must be approved by PUD 3.
- ✓ The customer's net metering application and agreement must be approved by PUD 3.
- ✓ A signed PUD 3 Incentive Program Agreement.
- ✓ Access for PUD 3 personnel to read the system's Production Meter.



Federal Tax Credits

Federal tax credits may be available for the purchase and installation of a renewable generation system and/or production credits for the output of that system. Discuss these opportunities with your solar contractor or a tax professional.

The Federal Energy Policy Act of 2005, as amended by the Consolidated Appropriations Act of 2015, includes provisions for individuals to claim up to 30% in federal income tax credit for the cost of solar technology installations. Credit applies to the basis remaining after any utility or state incentives have been taken. This tax credit has a gradual step down rate beginning in 2020. See www.ENERGYSTAR.gov/taxcredits for more details. Contact the U.S. Internal Revenue Service, or a tax professional for further information.

See a tax professional for further information.

Renewable Generation Incentives

FEDERAL	STATE
	
Personal Tax Credit:	Production Incentives:
up to 30%	\$0.02 to \$0.21 per kWh
	Up to 50% of Total System Cost

WORKING WITH YOUR SOLAR CONTRACTOR

Selecting a solar contractor will be the defining factor in determining your solar PV experience. PUD 3 does not maintain a list of solar contractors, and we cannot make a recommendation for one contractor over another. We strongly encourage you to meet with as many contractors as you can and get multiple quotes.

How big of a Solar PV System should I get?

The number one question people ask is, "How big of a system should I get?" This is an important question and will be met with several others, such as:

- How much are you willing to spend?
- How much space do you have?
- What type of roof do you have? (ex: Composition shingles on a low slope, or a steep, slate roof?)
- Is your roof structurally sound to support the weight of a solar array?
- Do you want to maximize potential generation incentives?
- What are your goals?

Work with your solar contractor to determine many of these answers. It's important to consider them ahead of time. A 1 kW system may take up to 80 ft² of roof area, while a 10 kW system may require as much as 1,000 ft². Many solar modules are about 200-300 watts, and take up about 16 ft² each.

Getting a Quote

Getting several quotes for the equipment and installation of a solar PV system should be the next step in your process. Some contractors offer a free quote, and others charge a small fee to perform an on-site assessment of your location and make a recommendation. PUD 3 recommends getting at least three quotes, or as many as you can until you feel comfortable with the right contractor and system.

When comparing quotes, be sure you're making an apples-to-apples comparison. Do both bids include the full installation of the equipment? Request that all of your bids specify the system capacity in "AC watts", or specify the output at the inverter. When considering a warranty, ask yourself if the company will stay in business long enough to assist with any manufacturer or installation warranty issues that may arise.



Solar Washington is a nonprofit organization composed of people, companies, programs and organizations working to advance the solar industry in our state. Through education and networking, they promote the development and effective use of solar and renewable energy with concern for the economic, environmental and social fabric of Washington.
www.solarwa.org

It is also important to select a contractor that will assist you with all applicable permits, which will include, but not be limited to a Washington State Labor & Industries (L&I) Electrical Permit and a City of Shelton or Mason County Mechanical/Building Permit, in addition to the PUD 3 Net Metering Application & Agreement. These permits may require engineering to determine if your roof has the strength to support the solar array.

It is important to note that while a contractor may assist you in meeting the utility interconnection standards and Washington State Production Incentives, it is the customer's sole responsibility to maintain the appropriate equipment and turn in the correct incentive applications.

Questions for your Solar Contractor

Here are a list of other questions that you should ask your contractor:

- Are you licensed, bonded, and insured as an electrician and/or solar installer in the state?
- How many solar PV systems has your team installed? Any in Mason County?
- What different size systems can I actually fit on my roof?
- What brands of solar modules and inverters will you be using on my system? What are their warranties? If the components are manufactured in the State of Washington, does that increase any incentives the State may offer?
- Are your components UL listed? (Required for electrical inspection and utility interconnection)
- Can you show me some systems that you have installed, and/or share some references?
- Do you finance solar projects? If not, what are my upfront costs?
- Who owns the system? Who gets the production credits? Who gets the electricity output of the system?
- How much energy will I generate and what does my return on investment look like?
- What is my Total Solar Resource Fraction (TSRF)? (You'll want it to be 75% or higher!)
- What is my estimated solar production by month (not just annual production)?
- Is my roof in good enough shape to last for the life of the solar PV system (25-30 years+)? Do I need to re-roof beforehand?
- Will you help me understand and secure any available financial rebates, production credits, or tax incentives, whether local, State, or Federal?
- Will you take care of all of the paperwork that my utility requires to become a net-metered customer, as well as coordinate the job with them?
- Will you also take care of any city, county or state permits that are necessary?
- What are additional expenses over the life of the system? Will I need to replace any components? Do you cover that?
- If there is a problem with the system, who do I contact?

It turns out power rates play an outsized role in valuing solar energy. Hawaii, with high rates, had the highest lifetime revenue potential at \$7.93 per watt, according to the study. California was second, at \$3.49.

Oregon and Washington, which benefit from some of the lowest power rates in the nation, had the lowest solar values, at \$1.04 per watt and 85 cents per watt, respectively, based on potential revenue from net metering.

The national average was \$2.35.

- Portland Business Journal,
"What is the Value of Solar Energy in Oregon?" December 30, 2014

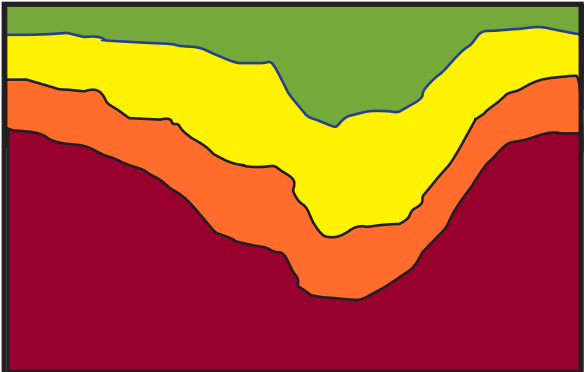


***The actual value of solar is \$0.85/watt in Washington.
How much are you planning on paying per watt for your Solar PV system?***

THINGS TO CONSIDER

When evaluating if a solar power system is right for your home or business, here are some things to consider.

MASON COUNTY'S SOLAR CLIMATE



JANUARY SOURCE: www.city-data.com DECEMBER

Solar Power in Mason County's Climate

With an average of 174 days of rain and 57 days of cloud cover per year, Mason County residents really enjoy it when the sun is out and shining bright. Take a look at a few charts from <http://www.city-data.com/city/Shelton-Washington.html> based on data reported by over 4,000 weather stations. As a word of caution, Mason County residents should have tempered expectations when considering our local climate and its match with solar PV.

Your Solar Power System in the Winter

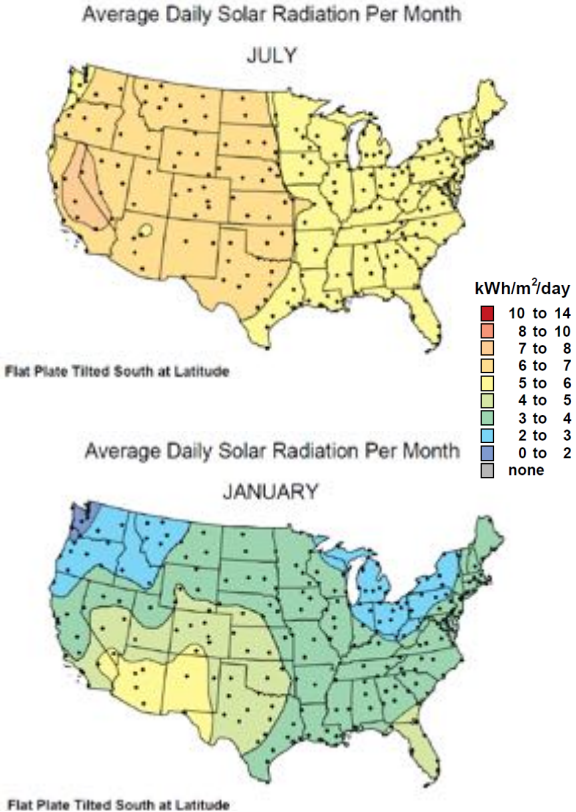
The largest consumer of electricity in a home is electric heat. Most Mason County residents use electricity to heat their home (about 75% or more). Unfortunately, that is also the time of year when a solar PV system produces the least amount of electricity. The electric grid will provide the energy needed during high-use times, when your solar PV system is unable to meet the home or business' energy demand.

Expected Average Daily Solar Radiation

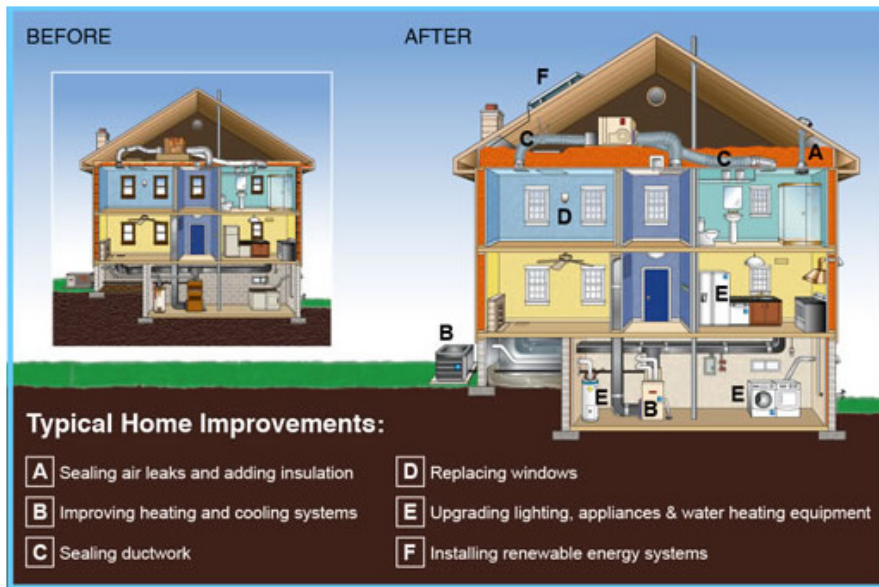
The potential to generate solar energy is measured in Average Daily Solar Radiation, and is displayed as kWh/m²/day. It's basically how much energy you can expect to generate in a location based upon the size of your solar panels. Of course, there are a lot more things that determine the amount of electricity you can generate, but this gives you a good idea if your general location is suitable for solar generation.

Take a look at two charts to your left comparing January and July's Average Daily Solar Radiation in the United States.

Here are a few things to consider when evaluating the charts to your left:



- **Electricity doesn't store very well. What you generate, you have to use right away. Therefore, looking at an annual chart can sometimes be misleading. With that in mind, how do you plan to use your solar generation?**
- **When do you use the most electricity- in the winter (January) or the summer (July)?**
- **If you live in Arizona and your main electricity usage is cooling, this electrical load coincides with the perfect time of the year to generate solar electricity. In Mason County, the time that we use electricity the most (in the winter for heating) is also the time that we get the least amount of production.**
- **What are some other things you notice about these charts?**



Home Performance with ENERGY STAR

The Home Performance with ENERGY STAR Program is a national program administered by the U.S. Department of Energy in conjunction with the U.S. Environmental Protection Agency (EPA). Since 2002, over 330,000 homeowners improved their homes' efficiency with whole house solutions to improve comfort and indoor air quality while reducing energy bills. Their homes are warmer in the winter, cooler in the summer, and more affordable to operate all year.

Join the more than 330,000 homeowners, 50 local Sponsors, and nearly 2,100 participating contractors who have made a commitment to protect the environment and our nation's security by using less energy to heat and cool their homes. With lower utility bills and a more comfortable home, there is no reason to wait!

source: www.energystar.gov

Solar Generation vs. Energy Efficiency

If you're looking to save money on your monthly utility bill, perhaps energy efficiency is the right way to go. PUD 3 has been helping its customers save energy and save money for over 30 years. Our energy conservation department offers a wide variety of rebates to help improve a home's energy efficiency and eliminate energy waste.

We offer free energy audits for all PUD 3 customers: residential and commercial. There are rebates available for electrically heated homes that can help upgrade a heating system or increase insulation levels. Rebates are also available to improve a business' lighting.

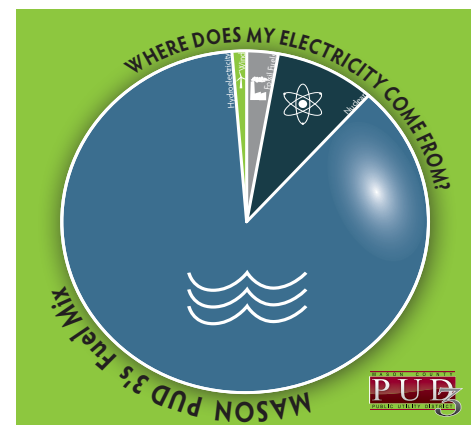
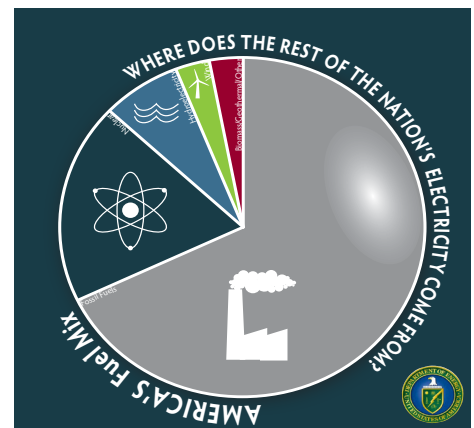
In almost all cases, increasing a home's energy efficiency offers a drastically better return on investment when compared to installing a new solar PV system: the capital costs are often much less; the energy efficiency often improves the comfort of your home; and in many cases attacks the root of the problem, rather than the symptoms.

If you're interested in installing a solar PV system, it is strongly encouraged to take advantage of Mason PUD 3's energy efficiency rebates before installing the solar system in hopes of eliminating energy waste by upgrading the efficiency of your home. Learn more at www.pud3.org/saveenergy.

Mason PUD 3's Fuel Mix: 99% Carbon-Free!

PUD 3 is a public power utility, which allows it preferential access to the federal hydropower system. In addition to the low cost of power, hydroelectricity is 100% carbon free! PUD 3's fuel mix includes hydroelectricity, wind, nuclear, and solar energy. It also contains a small amount of fossil fuels (coal) to be readily available for the grid to back up highly-variable renewable energy sources such as wind.

Take a look at the comparison between PUD 3's fuel mix and the nation's fuel mix in the charts to the right.



Low Cost of Electricity

This may sound a little boastful, but did you know PUD 3's electricity rates are the lowest of all its neighboring utilities? Did you know our rates are almost 50% cheaper than the average cost of power in the United States? Being a public power utility with access to the low-cost and reliable Federal Hydropower System comes with great benefits.

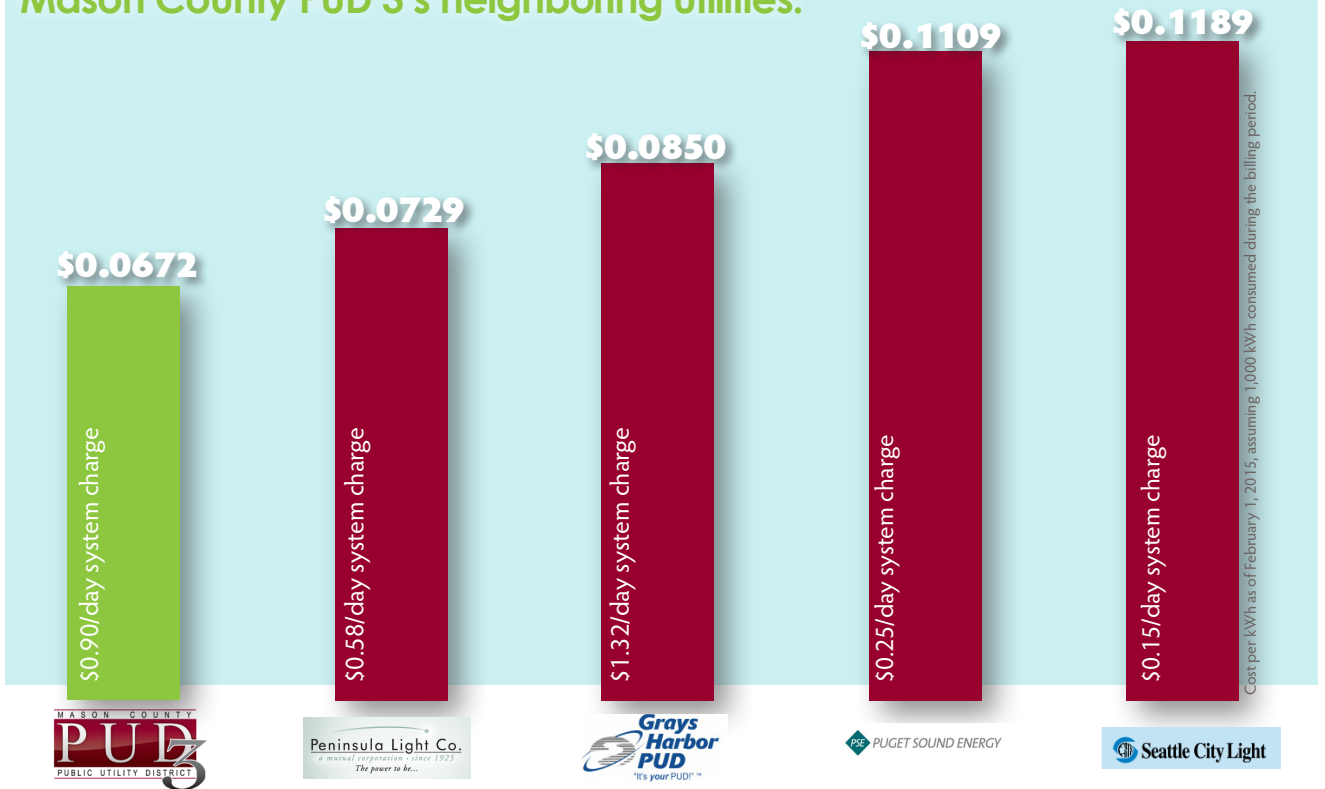
The low cost of electricity here in Mason County is an important factor to consider when contemplating if a solar PV system is right for you. A lower avoided cost (the cost of electricity you don't have to buy from PUD 3 with a solar power system) makes it harder to recoup your investment in the system. It also reduces the impact a system can have on your monthly utility bill- if your rate is already low, avoiding paying for electricity at a low rate isn't as impactful as avoiding paying for electricity at a high rate. You're saving less money per kilowatt hour generated here than you would in a high-cost electricity market like Arizona, Hawaii, or even Seattle.

Even with a solar power system, a PUD 3 customer is expected to pay the daily system charge to be connected to the electric grid, so please don't expect your monthly utility bill to disappear, even in the best generating scenario!

DID YOU KNOW:

PUD 3 power is almost 50% cheaper than the average cost of power in the United States!

The cost of electricity per kWh, as compared to Mason County PUD 3's neighboring utilities:



Understanding “Capacity Factor”

A solar power system has a “capacity factor”. This is a factor that all electricity generating power plants have. (You did know you were installing a power plant on your roof, right?!) Here’s how you figure out a power plant’s capacity factor, and it may be the single most important number to take into account when considering a solar PV system:

The Formula

The capacity factor of a power plant (solar PV system) is the ratio of its actual output over a period of time, to its potential output if it were possible for it to operate at full nameplate capacity indefinitely. To calculate the capacity factor, take the total amount of energy the plant produced during a period of time and divide by the amount of energy the plant would have produced at full capacity.

$$\frac{\text{ACTUAL PRODUCTION}}{\text{MAXIMUM POTENTIAL PRODUCTION}} = \text{CAPACITY FACTOR}$$

Solar Cell Efficiency

Don’t confuse capacity factor with efficiency of a system. The efficiency of a solar cell or an inverter is one of the elements that go into determining the capacity factor.

The technology found in solar cells have come a long way in recent years. Just a few years ago, you could only expect to find a solar cell that was 11% - 15% efficient. Today, you can find solar cells that have a 20% or greater efficiency. This is not the efficiency of the whole system, but rather the measure of the amount of electrical energy you can expect when considering the full amount of light energy that is absorbed by the solar cell.

Inverter Efficiency

Another factor that limits electricity production is the efficiency of the inverter. Changing electricity from direct current (DC) from the solar panels to alternating current (AC) as used by your house and on the electric grid is no easy task. It takes energy to make the conversion, so every kilowatt that you put into the inverter, won’t come out the other side.

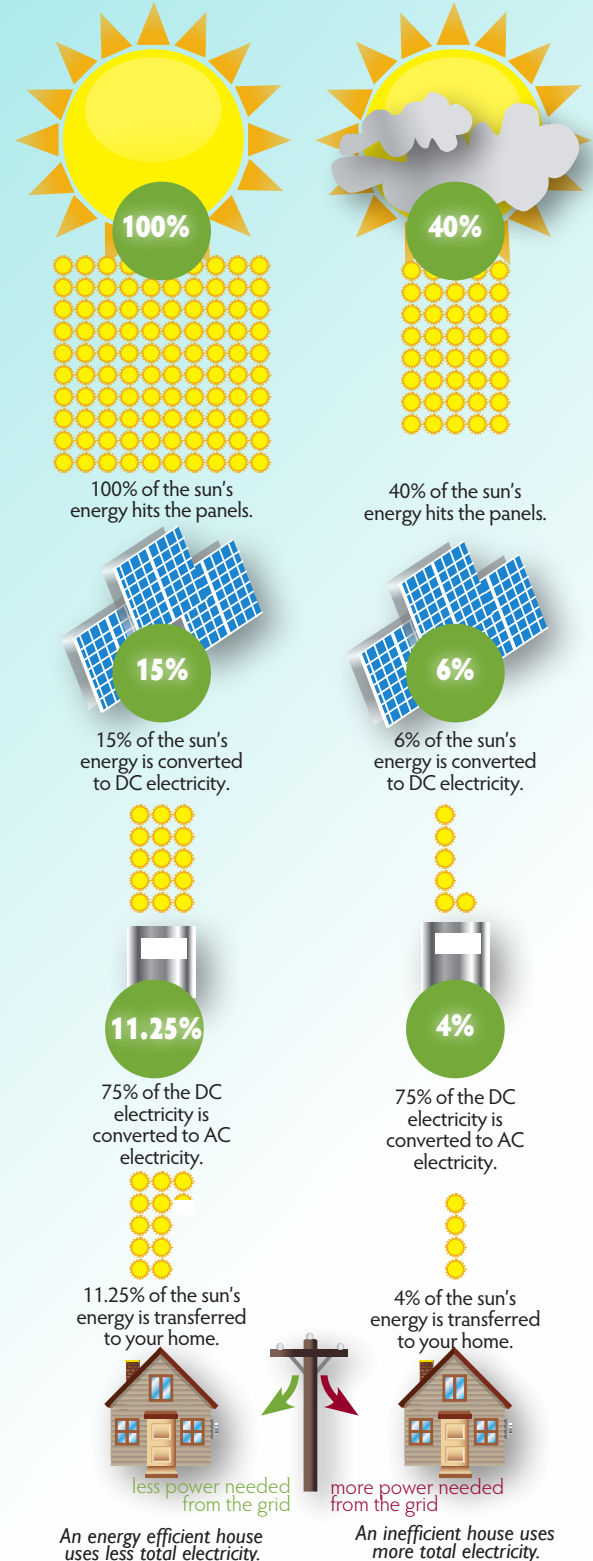
Location, Location, Location

A solar PV system’s location will also directly affect how well it performs. If you have tall fir trees, common here in Mason County, blocking your solar exposure for part of the day, the system won’t produce as much energy. Even small objects, like a utility or flag pole, can result in significant shade losses. As little as 10% shade on a module can reduce output by as much as 80%. Obviously, you want to maximize your exposure to full and direct sunlight when determining where to install your solar power system.

To get the most benefit from a system, a well-designed solar PV system has clear and unobstructed access to the sun for most of the day, throughout the year. You can make an initial assessment yourself, and if the site looks promising, your solar contractor has the tools to trace the sun’s path at your site and offer a more complete assessment.

Understanding Capacity Factor

The capacity factor of a solar PV system is the ratio of its actual output over a period of time, to its potential output if it were possible for it to operate at full nameplate capacity continuously over the same period of time.



HOW MUCH ENERGY WILL IT PRODUCE?

PUD 3 has found the estimated capacity factor for recent solar PV systems in Mason County to be about 10% - 11%. Using this capacity factor, here is a way to estimate the production of a system you're considering:

____ kW System Size *
8,760 Hours per Year *
.10 Capacity Factor =
Estimated Annual Production in kWhs.

Other factors aside, the best orientation (direction) for a solar electric system is south, where the sun spends most of its time, and therefore south-facing roof installations are most common. Roofs that face east or west may be acceptable, but generate about 20% less electricity. Solar panels can be mounted flat on a flat roof, but perform best when mounted due south on a 30-45 degree tilt.

Fuel Availability

When it comes to renewable energy like solar PV systems, one of the main variables in determining a system's capacity factor is fuel. If there is no fuel available (sunlight!), there will be unused capacity. Solar energy seems to be very predictable: we know when it will be day or night. However, in a solar climate like Mason County, generation can be a little more variable than that of Arizona. Seasonal changes and cloud cover greatly impact a solar PV system's generation output, and therefore, have a tremendous impact on its capacity factor.



A Contractor's Disclaimer

A local solar contractor published this to their website:

SOME RENEWABLE ENERGY BASICS FOR THE PUGET SOUND AREA – A REALITY CHECK

If your motivation is purely monetary – a quick Return On Investment (ROI) and money in your pocket – then Renewable Energy is probably not for you. Electric Utility rates in Seattle City Light and Puget Sound Energy areas are considerably lower than the rest of the nation, and the system costs are the same. Paying for the system from the savings on your electric bill will take a long time.

- <http://westseattlenaturalenergy.com/cost>

NOTE:

Mason PUD 3's electricity rate is about 30% cheaper than the two utilities listed, minimizing the already low ROI opportunities described.

COMMUNITY SOLAR

Investing in a Community Solar project may be an alternative to installing a solar PV system at your home or business. For a fraction of the investment, you can participate in a community solar project to earn energy credits on your PUD bill as well as qualify for available production incentives.

Installing a Solar Power System on Your House isn't for You?

Maybe you have a poor location for solar- too much shade or other installation challenges? Maybe it's too expensive to install a full system? Maybe you don't own your own home? Perhaps you're planning on moving soon?

All of these can be barriers to installing solar on your home- but it doesn't have to prevent you from investing in solar energy right here in Mason County! Like a community garden, a community solar system allows a group of people to work together to install, maintain, and benefit from solar energy.

Mason PUD 3 customers who can't or don't want to maintain a large solar system can add solar energy to the grid and still receive the benefits that come with owning solar panels, but at a size and cost that works for them.

How does the program work?

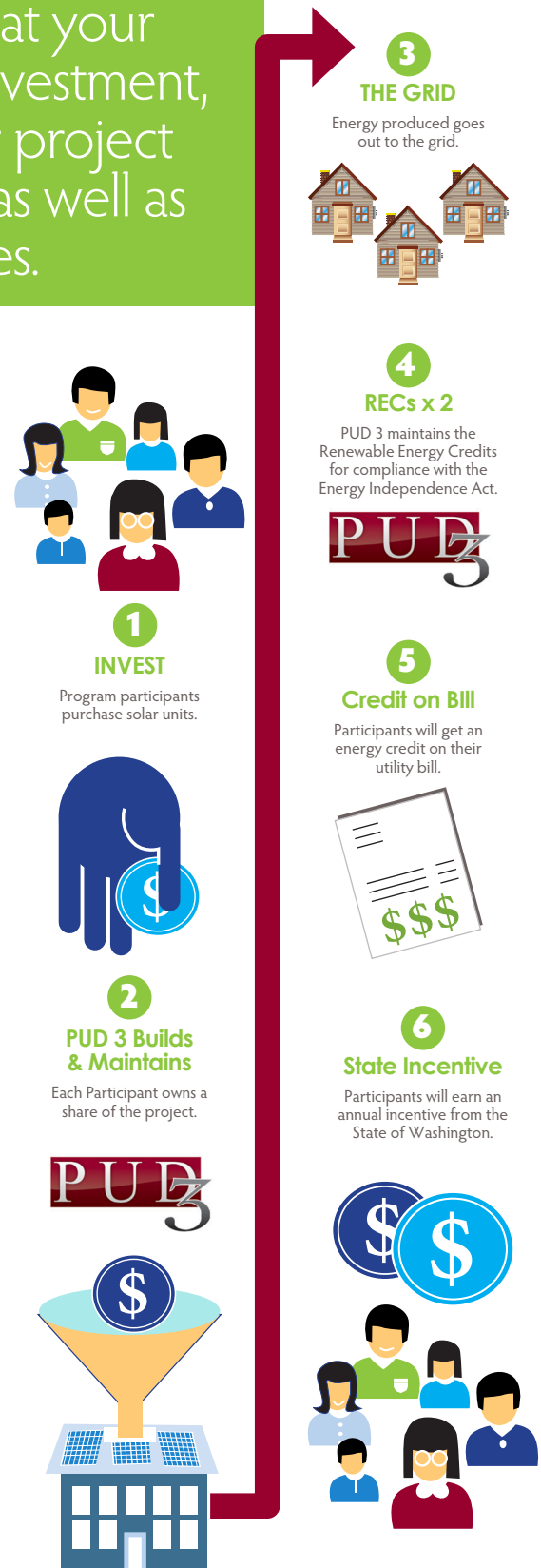
Community Solar is a different model for solar energy. Instead of putting solar on your own home (which requires home ownership, the right sunny location, and a fairly large upfront investment), Community Solar lets many people come together to build one larger solar power system. Participants benefit through economies of scale, better siting, and the opportunity to take part at a much lower entry level. Instead of paying thousands of dollars for your own solar electric system, you can get financial benefits and support solar in our community for a much smaller investment.

A customer can participate in the project by purchasing "solar units".

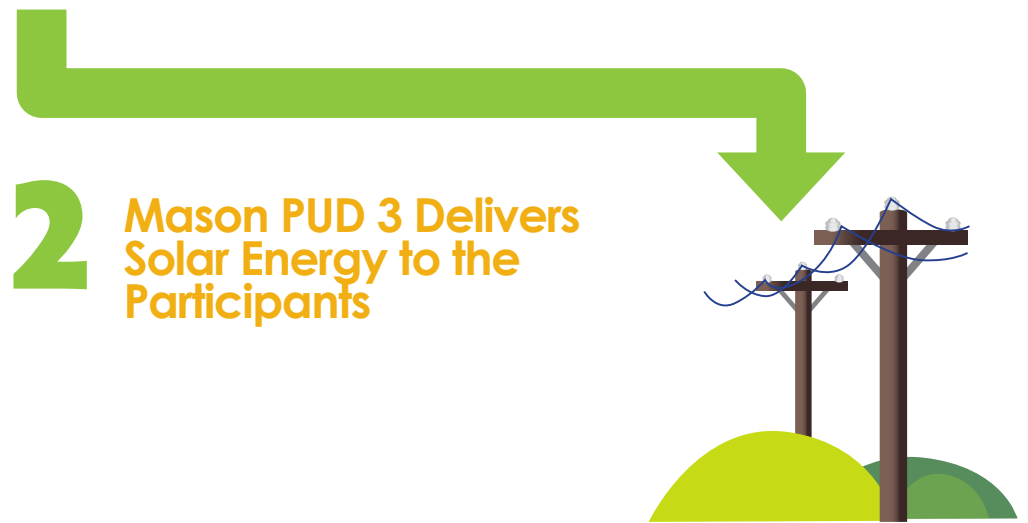

An annual billing credit of the energy generated by the Community Solar system is credited to the participant's utility bills according to the level in which they participate.

Each year, up to June 2020, the Washington State Production Incentive will be distributed to program participants (up to \$5,000) according to the level they participate in the project.

Mason PUD 3 developed a community solar system in 2015. The system is fully-subscribed. Monitor its performance at www.pud3.org/sharedsolar.



A Sample Community Solar Project



Participants Receive Energy Credits on their PUD 3 Bill and are Eligible for Washington State Production Incentives

CASE STUDIES

Justin Holzgrove, Mason PUD 3 Energy Resources Manager, visited with two net metering customers to talk about their solar energy experience. He shared his impressions about both customers' approach to generating their own electricity.



CASE STUDY - Geoff, Island Lake



Geoff decided to install a solar photovoltaic (PV) system for philosophical reasons, "We can all do our part to develop this technology and contribute to a better society." I got the impression that Geoff thinks there will be many more solar PV systems coming to Mason County.

He's not so concerned about getting the maximum amount of energy from the system. His business is "energy intensive." For him, installing solar on his house was a way to help contribute to renewable, carbon-free energy production. He enjoys the "toy" part of the experience. He's also happy his PUD 3 bill has gone down since he got it installed!

Geoff chose a solar contractor from the South Puget Sound area and was happy with their level of service. His reasoning was that they would be close at hand if there were any issues.

Working with his contractor was simple. After performing a site visit, taking measurements, and making some calculations, they made a recommendation to take full advantage of his home's solar exposure and available roof space. The contractor took care of all permits and worked with PUD 3 (in addition to the combining of his home's two meters). Their setup was clean and professional.



Geoff installed an 8 kW system with Washington-made solar panels and inverter to maximize his production incentive. Through June 30, 2020, he'll earn \$0.54/kWh that he generates. In fact, while we were talking, Geoff exclaimed,

“Look here- in the last ten minutes I generated two kilowatt hours, earning me \$1.08!”

Geoff will apply for the Washington State production incentive each year.

Before installing his solar PV system, Geoff installed energy efficient windows, increased his home's insulation, and installed an attic fan to cool the house in the summer. By eliminating energy waste, he maximized the value of his solar PV system. Geoff also had a new roof installed before the solar panels were installed.

Geoff's contractor estimates his system should be fully paid for in 15-20 years.



Facts about Geoff's system:

- 8 kW capacity
- Washington-made Solar Panels and Inverter
- Will earn \$0.54/kWh through June 30, 2020
- System payback estimate: 15-20 years

CASE STUDY - Mike, Arcadia



Mike chose to install a solar PV system at his house in hopes of reducing his PUD 3 bill and capitalizing on available production incentives. For this reason, Mike chose to purchase the largest system his roof would accommodate.

His 9.9 kW system qualified for the full sales tax refund (it's only 75% for systems larger than 10 kW). To maximize his production incentive, he chose Washington-made panels and inverters. He'll earn \$0.54/kWh generated through June 30, 2020.

Mike's thrilled about the prospects of selling energy TO the PUD!

Mike started his process by contacting the PUD, where he learned the steps needed to have his system installed. His contractor (from Seattle) seemed very busy at first, but once the panels were delivered to the house, the project only took about two days. Mike's contractor says that they'll take care of the annual Washington State production incentive application. However, Mike understands it's his responsibility to make sure it gets turned in on time (annually, on June 30).



Mike's system uses two inverters. A communication module allows the solar contractor to monitor his system's production level down to each panel. Mike can login with his iPad to view the same system status information. If the contractor notices one panel lagging in production behind the others, they'll already know – and say they will have a technician dispatched to look into it.

Mike's home is well-insulated. But it has electric wall heaters. His next purchase will be an energy efficient ductless heat pump. This will allow him to add cooling to his home and maximize his solar power system's generation.

Mike wasn't worried about the condition of his roof before the panels were installed. His contractor said it would be about \$800 - \$900 to remove the panels and reinstall them if he needed a new roof before the life of the system expires.

Mike is estimating his system will pay for itself in 5-10 years.



Facts about Mike's system:

- 9.9 kW capacity
- Washington-made Panels and Inverter
- Will earn \$0.54/kWh through June 30, 2020
- System payback estimate: 5-10 years

FREQUENTLY ASKED QUESTIONS

There are often many questions when evaluating a large investment like a solar PV system. We have put together a list of common customer questions.

How much does a Solar Power system cost to install?

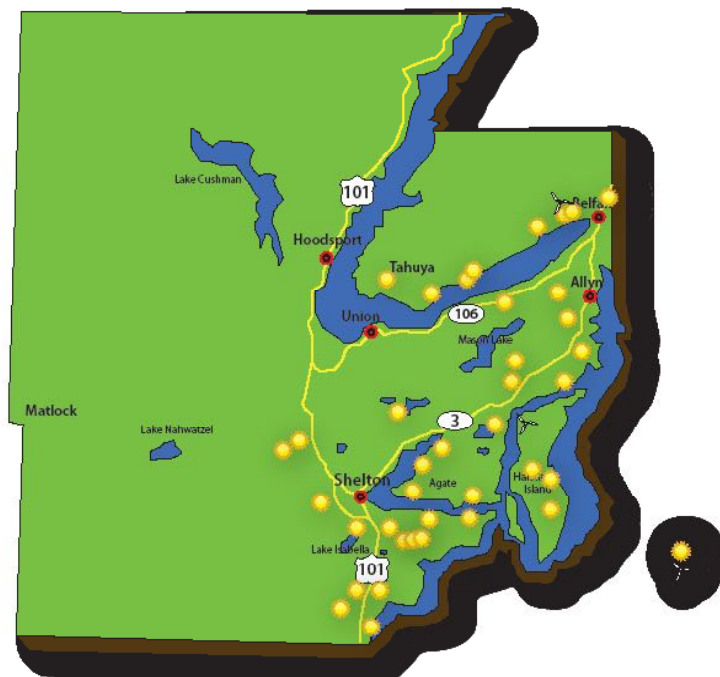
There are many variables that go into the cost of a solar PV system. Like all major purchases, there are many decisions to make. How big of a system do you want? How efficient of a system are you looking for? What is the quality of equipment you're purchasing and where was it made? Are there special installation considerations?

PUD 3 is finding that you can expect to spend between \$3,000 - \$8,000 per installed kilowatt (kW) designed capacity (\$3 - \$8/watt). PUD 3 recommends getting at least three bids and selecting the contractor you feel the most comfortable with that offers the best product available within your price range. Please see the section of this guide entitled "Working with a Solar Contractor".

How many other Mason County homes have solar and how big are their systems?

Over seventy PUD 3 customers have solar power systems ranging in size from 0.2 kW – 10 kW, with an average system size of about 6 kW. However, larger systems are becoming more affordable and are encouraged to take full advantage of Washington State Production Incentives.

PUD 3 Net Metering Sites - Mason County, Wa.



What about other private renewable generating systems in Mason County?

There are two wind generators connected to PUD 3's grid, and they are about 3 kW in design capacity. However, they don't seem to generate much electricity. Check out the online version of this FAQ (www.pud3.org/solar) to read an article from Home Power magazine, Issue #167 called "Wind Turbine Buyer's Guide".

Do I need to do any structural changes to my roof/home?

That depends on your roof and home. Your solar contractor will be able to make that recommendation. Be sure to ask your solar contractor about how your new solar power system will affect your roof warranty, as well as any leaks or damages that occur as a result of the system.

If your roof is older and in need of being replaced in the near future, you may want to defer installation of your solar system until that is completed.

Check your local city or county building department for applicable permit information.

Will my system provide power during an outage?

The short answer is NO. PUD 3's linemen must have access to an AC disconnect switch to disconnect and lockout your solar power system during an outage. This prevents the system from back-feeding, or sending energy onto the grid, which would endanger the PUD 3 crews working to restore power. Additionally, PUD 3 requires inverters to have an automatic voltage-sensing disconnect switch built into them to prevent backfeeding. This redundancy is for the safety of PUD 3's linemen and other personnel.

Should I invest in battery backup/storage for my solar system?

Adding a battery backup/storage option to your solar PV system will greatly increase the cost and return on investment. You'll need to consider the initial cost of the batteries and the maximum projected life (measured in "cycles" – charge and discharge). The high cost and short life of the batteries, when compared to your solar PV system may affect your decision.

If you'd like a backup power source during outages, an efficient generator will likely serve you better than a battery bank. Most of our power outages occur during winter storms when days are short and solar PV systems are producing little power to recharge a battery bank. Battery power is short lived and extremely limited. Please see PUD 3's web page on Generator Safety for more information: www.pud3.org/gensafety.

Do solar PV systems need maintenance?

Since a solar PV system is comprised of panels that have a sturdy tempered glass surface (naturally sheds water and dust) mounted 4" – 8" above the roof to prevent debris from building up underneath, they're generally maintenance free. However, for maximum efficiency, it is recommended to wash the face of the PV panels at least once a year, usually after pollen season.

A solar PV system that tilts the panels to track the sun in order to optimize energy production has motors that will require regular maintenance.

How much sun is needed to generate electricity with a solar power system? What about all the rain here in Mason County?

Let's just say, the more sun you put in, the more electricity you'll get out! To learn more about factors that both enhance and limit production of a solar PV system, take a look at the section in this guide that covers other things to consider when evaluating if solar power is right for you.

Does a solar PV system need direct sunlight, or will ambient light be suitable?

This comes down to the efficiency of the solar cell, which “collects” the light energy, and it’s a simple exercise in scale. If you have a collector that is 20% efficient, which is on the high side for solar cells available on today’s market, it will absorb about 20% of the light that hits it. If you shine a lot of light on it (direct sunlight), the total amount of useful light for the production of energy will be much higher than if you shine a very little bit of light on it (ambient light). So, while “ambient light” may be able to generate a small amount of electricity from a solar PV system, it will greatly reduce the actual capacity factor of that system.

What about other countries of the same latitude or climate (e.g. Germany)?

Comparing solar generation with anywhere except Mason County is a frustrating task. There are so many variables that go into the production (see: Capacity Factor) and financial benefit of a solar power system. A comparable position on the globe certainly isn’t helpful because local climate isn’t a latitude/longitude based system. You also should consider the political climate, which varies greatly from state-to-state, as well as between different countries.

Germany has been a global leader in installed solar capacity and is often put forth as an example of why solar PV is a great idea for Western Washington, because we’re at approximately the same latitude, with a similar solar radiation score. It’s important to also consider the political climate for solar power systems in Germany. The German government has heavily subsidized the installation of renewable energy through many measures over the years. There are also lucrative “feed in tariffs” allowing owners of distributed generation systems to sell power back to the grid at very favorable rates. Permitting for solar PV systems, and the systems themselves are also cheaper in Germany.

It should also be mentioned that there is a price to pay for these “favorable” conditions: the average cost of electricity in Germany is \$0.35/kWh, which is among the highest in the world. To compare, USA’s average cost of electricity is about \$0.12/kWh and PUD 3 is about \$0.07/kWh. Unfortunately, these incentive and pricing structures can mask true evaluation on whether solar power is a good fit for a “comparable climate” such as Germany.



What is “passive solar”?

Passive solar is a building design principle or strategy that uses the design and placement of windows, walls, and floors to collect, store, and distribute solar energy in the form of heat in the winter, while rejecting solar heat in the summer. Unlike a solar PV system, passive solar doesn't use mechanical or electrical devices (e.g. solar PV panels).

What is “solar water heating”?

Solar water heating is more often found in hot, sunny climates such as Arizona or Hawaii than Western Washington, where we have a shorter solar season. A solar water heater is mounted to a home's roof to take advantage of the sun's radiation to heat or preheat water before use in the home. A closed loop system of heat transfer liquid is mounted in a collector panel below the tank and is heated by the sun.

The hotter liquid rises in the system, which comes into contact with the domestic water. The heat energy is then transferred to the water in the tank. Once the heat energy is released into the tank, the liquid continues flowing back along the loop, into the collectors, and the cycle continues. If there is inadequate solar heat gain and the water doesn't reach the desired temperature, a standard electric or gas water heater is used to add heat until the water reaches the desired temperature. Many systems are passive, closed loop systems, but some require a small circulating pump. There are many various technologies used in solar water heating worldwide.




APPENDIX: USEFUL DOCUMENTS

Here is a list of many of the documents you need to begin generating your own renewable energy.

1. PUD 3 Project Checklist for installing a Solar PV System
2. PUD 3 Interconnection & Net Metering Agreement
3. PUD 3 Interconnection & Net Metering Application
4. PUD 3 Incentive Program Agreement
5. Mason County's Building Permit Checklist and Application for a Rooftop Solar PV System
6. Washington State Renewable Generation System Certification
7. Washington State Production Incentive Application

**YOU CAN FIND LINKS TO THESE DOCUMENTS AT:
www.pud3.org/solar**



PUD 3's Energy Conservation Department
(360) 426-0777
email: solar@masonpud3.org
www.pud3.org/solar